



MOTORCYCLE TYRE BOOK

2023



TECHNOLOGY

page **6**

RACE

page **10**

HYPERSPORT

page **20**

SPORT TOURING

page **32**

CUSTOM

page **42**

ADVENTURE

page **50**

OFF ROAD

page **62**

SCOOTER

page **70**

PRODUCT POSITIONING

RACE	RACING BATLAX V02	RACING BATLAX W01	BATLAX RACING R11	BATLAX CLASSIC RACING CR11
HYPERSPORT	BATLAX RACING STREET RS11	BATLAX HYPERSPORT S22	BATLAX HYPERSPORT S21	
SPORT TOURING	BATLAX SPORT TOURING T32	BATLAX SPORT TOURING T31	BATLAX BT46	
CUSTOM	BATTLECRUISE H50	EXEDRA MAX		
ADVENTURE	BATLAX ADVENTURE A41	BATLAX ADVENTURE TRAIL AT41	BATLAX ADVENTURE CROSS AX41	BATLAX ADVENTURE CROSS SCRAMBLER AX41S
OFF ROAD	BATTLECROSS ES0	BATTLECROSS ES0 EXTREME	BATTLECROSS X10 X20 X31 X40	
SCOOTER	BATLAX SCOOTER SC2	BATLAX SCOOTER SC2 <i>Orion</i>	BATLAX SC	





MONO SPIRAL BELT (MSB)

MSB construction means that a continuous single strand is wrapped around the circumference of the tyre. This one-piece construction eliminates overlapping of belts, seams, and joints. A MSB tyre is lighter than conventional multi-cross belt construction, it has more stability since it minimises heat generation inside the tyre and gives high shock absorption.



ULTIMAT EYE

Visualisation of the tyre contact patch behavior with measurement and simulation technology. Supplies less slip area for good traction while riding and improves wear life.



GP-BELT

GP-Belt technology was developed to limit tyre deformation and ensures an optimal contact pressure area on track. It basically generates extra grip coming out of corners, while the area of slip is reduced. This in turn opens the door to a new, softer compound.



CAP&BASE

The underlying layer controls tread stiffness,



3LC (DUAL COMPOUND)

Provides grip performance demanded in all riding modes. The centre compound offers linear handling. The shoulder compound secures high grip and solid contact feel.



3LC+CAP&BASE

The CAP&BASE construction divides the shoulder of the compound of the tyre into upper and lower sections. By using a high grip compound for the upper section of the shoulder, and a high stability abrasion resistant compound for the lower and central sections, it provides the desired combination of both performance and mileage.



5LC (TRIPLE COMPOUND)

Offers ideal grip performance demanded in all riding modes. The centre compound provides good stability. The shoulder compound transfers engine power to the road with strong traction. The edge compound offers strong side grip and solid contact feel at high lean angles.



OUTSIDE BEAD FILLER

The latest generation outside bead filler realises the ideal sidewall profile analysed by finite element method by giving optimum force distribution and rigidity balance.



NANOPRO-TECH

NanoPro-Tech is the name of a technology that facilitates the realisation of the required features in a tyre by controlling the material microstructure through structural design at the molecular level. It is one of Bridgestone's fundamental technologies.



V-MS•BELT

Optimisation of the spacing of the MS BELT cords coiled around the tire's circumference contributes to ideal tire contact properties, as well as enhanced grip and performance.



3D CTDM

3D CTDM is Bridgestone's automated tyre design technology. This leading edge 3D CTDM program enables Bridgestone to conduct dynamic, three-dimensional simulations and analysis of tyre performance, in addition to finding optimum solutions at all lean angles.



HIGH TENSILE SUPER PENETRATED CORD

Steel cord material is comprised of individually rubber insulated inner filaments with high thermal conductivity to enhance heat transfer and reduce the risk of blowout. Moisture does not accumulate between filaments, reducing the chance of oxidation. The features promote high speed stability and durability of the tire as a whole. High case rigidity (grip performance) and superior shock absorption have also been achieved by these highly tensile filaments which have strong resistance to deformation.




PULSE GROOVE

State of the art advanced technological pattern groove design, combining pulse shaped grooves with small center defelectors. This equalises the waterflow versus a straight groove, and optimises the flow speed. All this results in increased water drainage, better grip and adhesion in wet conditions and less slip ratio



TUBELESS / USE TUBE ON TUBE TYPE RIM

Bridgestone internal letter code used to define tyres which are having the sidewall marking "Tubeless / Use tube on tube type rim". The tyre is developed as a tubeless tyre. However the tyre can still be mounted on tube type rim when using a tube as the tyre has been tested and validated regarding innerliner friction and bead settling.



RC POLYMER

RC Polymer technology optimises the distribution of silica within the rubber compound and improves tread flexibility allowing greater contact with the road surface in both hot and cold conditions. The reduction in molecular friction also improves rolling resistance, therefore increasing fuel economy.



SILICA RICH

Silica Rich Compound provides enhanced gripping capability in wet conditions and low temperatures; ensuring superb handling at the beginning of every ride. It also provides more consistent and longer lasting grip levels.



SILICA RICH EX

Performance in wet conditions is improved by increasing the amount of silica compared to conventional SILICA RICH.



SPORT SACT

The unique SPORT SACT System - Straight And Cornering Technology - is another example of Bridgestone's intensive research and development. It's the perfect choice for the sporting rider seeking mileage and value for money. The key to the SPORT SACT success is a process called Dual Compound Construction. By combining two different rubber compounds, the result is a tyre which delivers long-wearing durability for upright everyday riding, plus aggressive shoulder grip when cornering. So at last there is a tyre which wears to the way you ride, with traction enhanced shoulders and a mileage boosting center line.

SAFETY WARNING

**SERIOUS INJURY OR DEATH MAY RESULT FROM:
AN EXPLOSION OF THE TYRE/RIM ASSEMBLY DUE TO IMPROPER MOUNTING PROCEDURES.**

- Only specially trained people should mount tyres.
- Always match tyre and rim diameters.
- During inflation always have assembly restrained, stand, clear, and use remote controlled clip-on air hose.
- To seat tyre bead, never exceed 400kPA/57 PSI for motorcycle tyre.
- After seating tyre beads, adjust inflation to operating pressure recommended by vehicle manufacturer.
- Never put a flammable substance into a tyre/rim assembly

RUN-IN NEW MOTORCYCLE TYRES

- Use care when riding on new tyres. We recommend that you ride slowly and carefully for the first 100 km (±60 miles) until you become accustomed to the performance of your new tyres in conjunction with your motorcycle. We recommend avoiding extreme manoeuvres, including sudden acceleration, maximum braking and hard cornering, until you have become accustomed to the performance of you tyres in conjunction with your motorcycle.

CARE AND USE AT LOW TEMPERATURES

- High performance motorcycle tyres may crack in the tread area from impact or deformation at low ambient temperatures. Handle and store the tyres with care.
- Always ride carefully until the tyres are warmed up, particularly in low ambient temperature conditions.

CONVERSION TABLE (inch-metric & alphanumeric-metric)

Metric	Alphabetical	Inch
FRONT		
80/90	MH90	2.50/2.75
90/90	MJ90	2.75/3.00
100/90	MM90	3.25/3.50
110/90	MM90	3.75/4.00
120/80	-	4.25/4.50
120/90	MR90	4.25/4.50
130/90	MT90	5.00/5.10
REAR		
110/90	MN90	3.75/4.25
120/80	MP85	4.50/4.75
120/90	MP85	4.50/4.75
130/80	-	5.00/5.10
130/90	MT90	5.00/5.10
140/80	-	5.50/6.00
140/90	MU90	5.50/6.00
150/80	MV85	6.00/6.25
150/90	MB85	6.00/6.25






RACING BATTLEAX V02

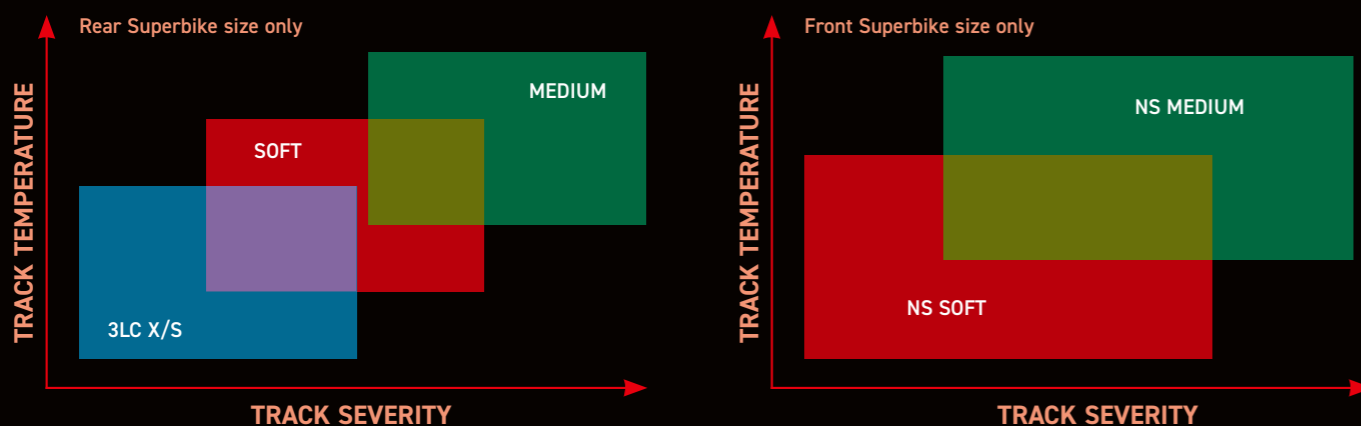


*Rear tyre only



RACING BATTLEAX V02

Bridgestone keeps on developing and improving to ensure the perfect tyres. This results in an updated range of the Racing Battlax V02 where the 3LC rear tyres are introduced. By doing so Bridgestone is able to provide you with the perfect tyre regardless of the track and temperature conditions. Just get out there, anytime, anywhere!



Key Features

- Quick Warm-up
- Higher Grip level
- Long Wear life
- High Consistency

Line Up

MATERIAL	PATTERN	TYRE SIZE DESIGNATION	T.TYPE	TREAD WIDTH	OVERALL DIAMETER	MEASURED RIM	APPROVED RIM	REMARK
FRONT								
7196	V02F	90/580 R17	TL	87	576	MT2.50	2.15-2.50	Soft
7197	V02F	90/580 R17	TL	87	576	MT2.50	2.15-2.50	Medium
28201	V02F	120/605 R17	TL	114	606	MT3.50	3.50-3.75	NS SOFT
28202	V02F	120/605 R17	TL	114	606	MT3.50	3.50-3.75	NS MED
REAR								
7198	V02R	120/600 R17	TL	113	602	MT3.50	3.00-3.50	Soft
7199	V02R	120/600 R17	TL	113	602	MT3.50	3.00-3.50	Medium
24735	V02R	180/655 R17	TL	190	655	MT5.50	5.50-6.00	3LC X/S
24736	V02R	180/655 R17	TL	190	655	MT5.50	5.50-6.00	Soft
28198	V02R	200/660 R17	TL	195	662	MT6.00	6.00-6.25	NS SOFT
28199	V02R	200/660 R17	TL	195	662	MT6.00	6.00-6.25	NS 3LC X/S
28200	V02R	200/660 R17	TL	195	662	MT6.00	6.00-6.25	NS MED



RACING BATTLEAX W01



*Rear tyre only



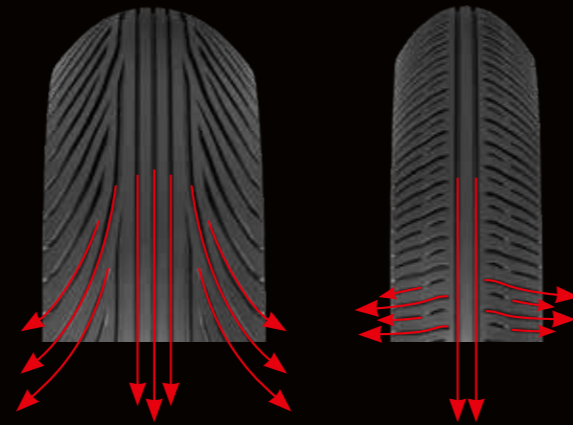
RACING BATTLEAX W01

The Racing Battlax W01 has been developed to become the best racing tyre for wet surfaces. It will give you perfect feedback to maximise your wet weather riding confidence.

The pattern design comes from the time that Bridgestone was active as sole supplier in the highest racing category. With an optimised rigidity between front and rear in order to give the right pattern deformation and with groove positioning in the same direction as the water flow.

Key Features

- Quick warm-up time
- Riding with technology proven at the highest levels
- Excellent handling performance
- Efficient water channeling



WATER CHANNELING FLOW


Line Up

MATERIAL	PATTERN	TYRE SIZE DESIGNATION	T.TYPE	TREAD WIDTH	OVERALL DIAMETER	MEASURED RIM	APPROVED RIM	REMARK
FRONT								
9777	W01F	110/590 R17	TL	106	594	MT2.75	2.50-3.00	YEK
8433	W01F	120/600 R17	TL	119	606	MT3.50	3.50-3.75	YEK (SBK)
8435	W01F	90/580 R17	TL	91	579	MT2.50	2.15-2.50	YEK (GP3)
REAR								
8436	W01R	120/595 R17	TL	112	599	MT3.50	2.75-3.50	YEK (GP3)
9799	W01R	140/620 R17	TL	141	622	MT4.00	3.50-4.50	YEK
9778	W01R	165/630 R17	TL	165	633	MT5.00	4.50-5.75	YEK
8434	W01R	190/650 R17	TL	188	649	MT6.00	5.50-6.25	YEK

BATTLEAX RACING R11



*Rear tyre only



BATTLEAX RACING R11

The Battlax Racing R11 has been developed to have a complete racing line up. Where the Racing Battlax V02 will give you the best performance on race tracks, the Battlax Racing R11 fills the gap and gives you excellent performance on street races as well as on tracks. The outcome is a racing homologated grooved tyre.

Key Features

- Contact feel entry corner
- Grip on the brakes and acceleration
- Consistency
- Large operating range
- Availability for all Racing classes: Street Homologated tyres:
 - SSP 300
 - SSP 600
 - SST 1000
 - All Manufacturer's cups

Line Up

MATERIAL	PATTERN	TYRE SIZE DESIGNATION	SERVICE DESCRIPTION	T.TYPE	TREAD WIDTH	OVERALL DIAMETER	MEASURED RIM	APPROVED RIM	REMARK
FRONT									
10526	R11F	110/70 R17	54H	TL	109	592	MT3.00	2.75-3.50	Medium
10527	R11F	120/70 R17	58V	TL	119	604	MT3.50	3.00-3.50	Soft
10528	R11F	120/70 R17	58V	TL	119	604	MT3.50	3.00-3.50	Medium
REAR									
10529	R11R	140/70 R17	66H	TL	142	626	MT3.50	3.00-3.50	Medium
10530	R11R	150/60 R17	66H	TL	154	619	MT4.00	4.00-4.50	Medium
24737	R11R	160/60 R17	69V	TL	162	633	MT4.50	4.50-5.00	Medium
24738	R11R	180/55 R17	73V	TL	179	640	MT5.50	5.50-6.00	Medium
10534	R11R	190/55 R17	75V	TL	187	651	MT6.00	5.50-6.00	Medium
18591	R11R	190/55 R17	75V	TL	187	651	MT6.00	5.50-6.00	Soft
10536	R11R	200/55 R17	78V	TL	196	655	MT6.25	6.00-6.50	Medium
18590	R11R	200/55 R17	78V	TL	196	655	MT6.25	6.00-6.50	Soft

BATTLAX CLASSIC RACING CR11



*Rear tyre only



The New BATTLAX CLASSIC RACING CR11: Warm up to a winning tyre!

Specially developed for Maxi Classic Racing, this tyre has already proven its superior performance.

The BattlaxClassic Racing CR11 offers super-fast warm up – extremely important for races that don't allow tyre warmers. The tread pattern is derived from Bridgestone's grooved racing tyre, Battlax Racing R11. It gives the rider consistent grip and superior performance. With its high-performance V-MS-Belt (variable mono spiral belt) construction on the front, this tyre provides excellent braking stability and offers extra feedback when cornering. On the rear tyre, a combination of high-racing performance compounds in a 3-layer compound configuration boosts performance in the wet.

Compliant with the FIM Europe regulations for the Maxi Classic, this tyre is your ticket to racing success.

Key Features

- Proven winning tyre
- Better Dry Grip than main competitor
- Better Wet Grip than main competitor
- Consistent performance over lifetime of tyre

Line Up

MATERIAL	PATTERN	TYRE SIZE DESIGNATION	SERVICE DESCRIPTION	T.TYPE	TREAD WIDTH	OVERALL DIAMETER	MEASURED RIM	APPROVED RIM
FRONT								
17419	CR11F	110/80 R18	58V	TL	113	633	MT3.00	2.50-3.00
REAR								
17421	CR11R	150/65 R18	69V	TL	147	653	MT4.00	4.00-4.50



RACING
BATTLAX V02

RECOMMENDED TYRE PRESSURES BY CATEGORY

CATEGORY	TYPE	PATTERN	SIZE	COMPOUND	MEASURED RIM (INCH)	IDEAL RIM (INCH)	AUTHORIZED RIM (INCH)	OVERALL DIAMETER (MM)	TREAD WIDTH (MM)	*PRESSURE RANGE COLD (BAR)	*PRESSURE RANGE HOT*** (BAR)	*TARGET PRESSURE HOT*** (BAR)		
GP3 - S80 - S125	DRY SLICK	V02F	90/580 R 17	Soft	2.50	2.50	2.15-2.50	576	87	-	1.9 - 2.1	2.0		
		V02F	90/580 R 17	Medium	2.50	2.50	2.15-2.50	576	87	-	1.9 - 2.1	2.0		
		V02R	120/600 R 17	Soft	3.50	3.50	2.75-3.50	602	113	-	1.8 - 2.1	2.0		
		V02R	120/600 R 17	Medium	3.50	3.50	2.75-3.50	602	113	-	1.8 - 2.1	2.0		
	WET	W01F	90/580 R 17	YEK	2.50	2.50	2.15-2.50	578	91	1.9 - 2.1 **	-	-		
		W01R	120/595 R 17	YEK	3.50	3.50	2.75-3.50	598	113	2.0 - 2.1 **	-	-		
SSP 300 - 400 - 500	DRY GROOVED	R11F	110/70 R 17 54H	Medium	3.00	3.00	2.75-3.50	592	109	-	2.0 - 2.2	2.1		
		R11R	140/70 R 17 66H	Medium	3.50	4.00	3.50-4.50	626	142	-	1.9 - 2.2	2.0		
		R11R	150/60 R 17 66H	Medium	4.00	4.00	4.00-4.50	619	154	-	1.9 - 2.2	2.0		
		W01F	110/590 R 17	YEK	2.75	3.00	2.50-3.00	596	106	1.9 - 2.2 **	-	-		
	WET	W01F	140/620 R 17	YEK	4.00	4.00	3.50-4.50	623	141	2.0 - 2.2 **	-	-		
		MINI / SUPERTWIN MONO	DRY GROOVED	R11F	120/70 R 17 58V	Soft	3.50	3.50	3.00-3.50	604	119	-	2.15 - 2.35	2.25
R11F	120/70 R 17 58V			Medium	3.50	3.50	3.00-3.50	604	119	-	2.15 - 2.35	2.25		
R11R	160/60 R 17 69V			Medium	4.50	4.50	4.50-5.00	633	162	-	1.9 - 2.1	2.0		
R11R	180/55 R 17 73V			Medium	5.50	5.50	5.50-6.00	640	179	-	1.75 - 1.95	1.8		
WET	W01F		120/600 R 17	YEK	3.50	3.50	3.50-3.75	606	120	2.1 - 2.3 **	-	-		
	W01R		165/630 R 17	YEK	5.00	5.00	4.50-5.50	633	165	2.0 - 2.3 **	-	-		
	E08Z		180/640 R 17	YEK	6.00	5.50	5.50-6.25	644	177	2.0 - 2.3 **	-	-		
	W01R		190/650 R 17	YEK	6.00	6.00	5.50-6.25	649	188	2.0 - 2.3 **	-	-		
SST/SSP 600 - 750	DRY SLICK	V02F	120/600 R 17	VM Soft	3.50	3.50	3.50-3.75	603	117	-	2.15 - 2.30	2.25		
		V02F	120/600 R 17	VM Medium	3.50	3.50	3.50-3.75	603	117	-	2.15 - 2.30	2.25		
		V02F	120/605 R17	NS Soft	3.50	3.50	3.50-3.75	606	114	-	2.25 - 2.35	2.35		
		V02F	120/605 R17	NS Medium	3.50	3.50	3.50-3.75	606	114	-	2.25 - 2.35	2.35		
		V02R	180/655 R 17	3LC X/S	5.50	5.50	5.50-6.00	655	189	-	1.6 - 1.75	1.65		
		V02R	180/655 R 17	Soft	5.50	5.50	5.50-6.00	655	189	-	1.6 - 1.75	1.65		
		R11F	120/70 R 17 58V	Soft	3.50	3.50	3.00-3.50	604	119	-	2.15 - 2.35	2.25		
		R11F	120/70 R 17 58V	Medium	3.50	3.50	3.00-3.50	604	119	-	2.15 - 2.35	2.25		
		R11R	190/55 R 17 75V	Soft'19	6.00	5.50	5.5-6.00	651	187	-	1.7 - 1.9	1.75		
	DRY GROOVED	R11R	190/55 R 17 75V	Medium	6.00	5.50	5.5-6.00	651	187	-	1.7 - 1.9	1.75		
		R11R	200/55 R 17 78V	Soft'19	6.25	6.00	5.5-6.25	655	196	-	1.6 - 1.8	1.65		
		R11R	200/55 R 17 78V	Medium	6.25	6.00	5.5-6.25	655	196	-	1.6 - 1.8	1.65		
		W01F	120/600 R 17	YEK	3.50	3.50	3.50-3.75	606	120	2.1 - 2.3 **	-	-		
		E08Z	180/640 R 17	YEK	6.00	5.50	5.50-6.25	644	177	2.0 - 2.3 **	-	-		
		W01R	190/650 R 17	YEK	6.00	6.00	5.50-6.25	649	188	2.0 - 2.3 **	-	-		
		STT/SBK 1000	DRY SLICK	V02F	120/600 R 17	VM Soft	3.50	3.50	3.50-3.75	603	117	-	2.15 - 2.30	2.25
				V02F	120/600 R 17	VM Medium	3.50	3.50	3.50-3.75	603	117	-	2.15 - 2.30	2.25
				V02F	120/605 R17	NS Soft	3.50	3.50	3.50-3.75	606	114	-	2.25 - 2.35	2.35
V02F	120/605 R17			NS Medium	3.50	3.50	3.50-3.75	606	114	-	2.25 - 2.35	2.35		
V02R	200/660R17			NS 3LC X/S	6.00	6.00	6.00-6.25	662	195	-	1.7 - 1.8	1.7		
V02R	200/660R17			NS Soft	6.00	6.00	6.00-6.25	662	195	-	1.7 - 1.8	1.7		
DRY GROOVED	V02R		200/660R17	NS Medium	6.00	6.00	6.00-6.25	662	195	-	1.7 - 1.8	1.7		
	R11F		120/70 R 17 58V	Soft	3.50	3.50	3.00-3.50	604	119	-	2.15 - 2.35	2.25		
	R11F		120/70 R 17 58V	Medium	3.50	3.50	3.00-3.50	604	119	-	2.15 - 2.35	2.25		
WET	R11R	200/55 R 17 78V	Soft	6.25	6.00	5.5-6.25	655	196	-	1.6 - 1.8	1.65			
	R11R	200/55 R 17 78V	Medium	6.25	6.00	5.5-6.25	655	196	-	1.6 - 1.8	1.65			
	W01F	120/600 R 17	YEK	3.50	3.50	3.50-3.75	606	120	2.1 - 2.3 **	-	-			
CLASSIC	DRY GROOVED WET	CR11F	110/80 R 18	-	2.50	2.50	2.50-3.00	633	113	2.1 - 2.3	2.4 - 2.7	2.5		
		CR11R	150/65 R 18	-	4.00	4.00	4.00-4.50	653	147	1.8 - 2.1	2.3 - 2.6	2.4		



* The pressures are indicators only. You still need to adapt them depending on track parameters (surface/temp°), feeling and experience. Failure to operate the motorbike with the appropriate tyre inflation could diminish the performance of your bike and lead to tearing and/or a disfunction in the tyre putting you in danger. Bridgestone accepts no liability for claims related to inappropriate tyre inflation.

** The pressure on Racing Battlax Wet tyres needs to be adapted depending on the amount of water on the track as well as the track severity conditions. Add +0.1 bar if a lot of water is staying on the track, and decrease with -0.1 bar if the water amount gets less.
 *** Hot tyre pressures are to be taken directly after pit in, at operating temperature of the tyre.



BATTLAX RACING STREET RS11



The New BATTLAX RACING STREET RS11: unbelievable premium performance

The Battlax Racing Street RS11 is Bridgestone's latest tyre going from track to road: a premium product that will enhance your feeling and feedback on the bike.

The technical upgrades on the RS11 are directly derived from Bridgestone's developments in the highest racing categories.

The RS11 is the first road oriented tyre that has adopted the new V-MS-Belt construction which is currently used in Bridgestone's highest performing race tyres. The pattern design finds many similarities with the dry racing grooved tyre R11. The grooves are in line with the needs and requirements of track use, and include the necessary adaptations for a safe usage on the road.

The RS11 compound configuration is a 3LC on the front as well as on the rear. On the rear it has an additional cap and base compound to match the required tread stiffness and stability. The total grip improvement is huge.

The Battlax Racing Street RS11 will make your decision to ride today easy... Let's go!

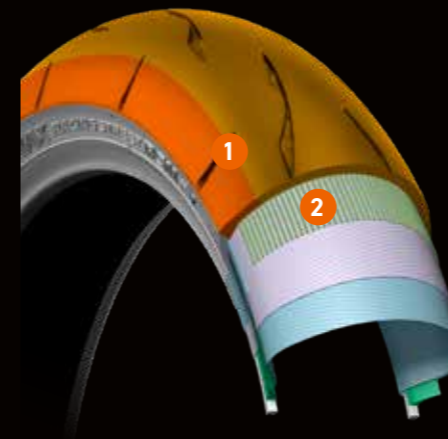
Key Features

- 2 seconds faster on a 2 min lap
- 20% higher grip and 10% more bite feel
- The choice of premium OEM models
- From racetrack to road without compromise

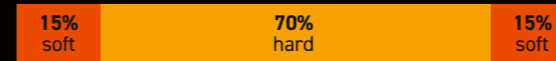
Line Up

MATERIAL	PATTERN	TYRE SIZE DESIGNATION	SERVICE DESCRIPTION	T.TYPE	TREAD WIDTH	OVERALL DIAMETER	MEASURED RIM	APPROVED RIM
FRONT								
17422	RS11F	120/70 ZR17	(58W)	TL	119	601	MT3.50	3.50-3.50
REAR								
17423	RS11R	190/55 ZR17	(75W)	TL	188	650	MT6.00	5.50-6.00
17424	RS11R	200/55 ZR17	(78W)	TL	198	656	MT6.25	6.00-6.50

FRONT



1 3LC Compound structure:

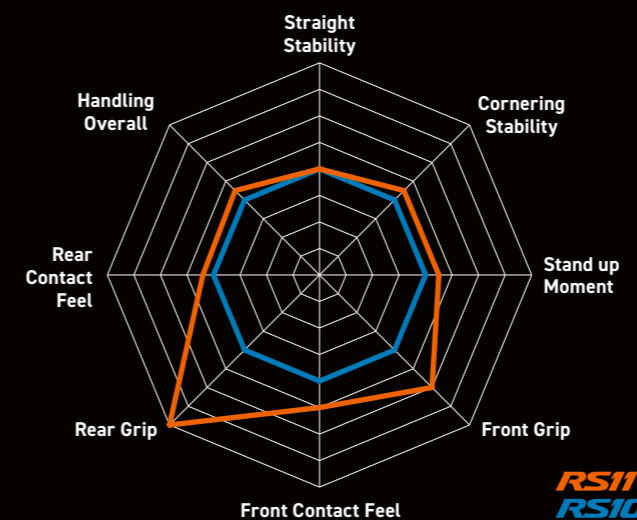


Bringing a harder centre compound together with a softer shoulder compound creating the right combination of stability and grip feel without compromising feedback.

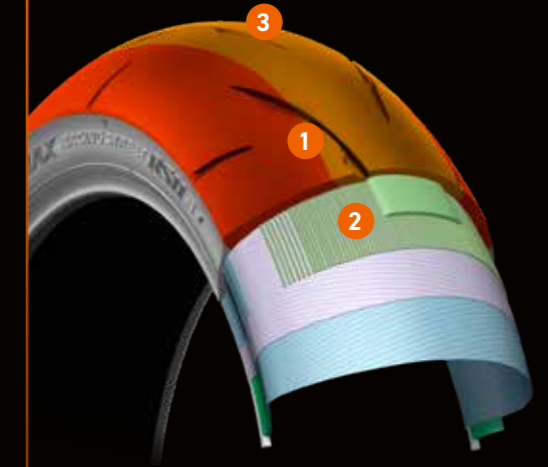
2 Applying Bridgestone's state of the art Belt construction technology: MS-Belt with HTSPC technology for maximum handling performance and high speed stability.

Benefits

- High braking stability
- Feedback and precision
- Enhanced cornering grip



REAR



1 3LC Compound structure:



Bringing a harder centre compound together with a softer shoulder compound creating the right combination for stability and grip feel without compromising feedback.

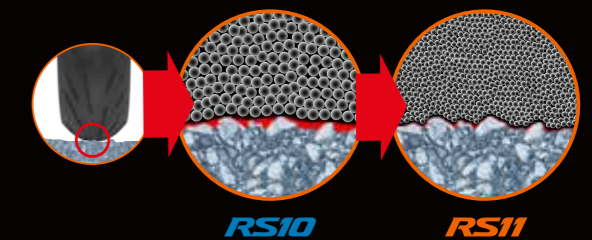
2 Applying Bridgestone's innovative Belt construction technology : V-MS-Belt (Variable Monospiral Belt) :

RS11 is the first street oriented tyre which adopts this belt construction, currently used in Bridgestone's racing tyres

- Optimising the tread stiffness distribution.
- Increasing contact length at shoulder part.

3 Adopting a new molecular approach of fine carbon particles :


- Improving the bite to the road surface
- Enhancing the grip characteristics of the compound



Benefits

- Longer and better contact pressure for more grip and traction drive
- Grip improvement from compound side

BATTLAX
RACING STREET **RS10**



Key Features

- Ultimate dry performance
- Significantly higher levels of both front and rear grip
- Enhanced steering response


Line Up

MATERIAL	PATTERN	TYRE SIZE DESIGNATION	SERVICE DESCRIPTION	T.TYPE	TREAD WIDTH	OVERALL DIAMETER	MEASURED RIM	APPROVED RIM
FRONT								
8438	RS10F	110/70 R17	54H	TL	109	591	MT3.00	2.75-3.50
REAR								
8439	RS10R	140/70 R17	66H	TL	145	627	MT4.00	3.50-4.50
9007	RS10R	150/60 R17	66H	TL	155	620	MT4.00	4.00-4.50
8317	RS10R	180/55 ZR17	(73W)	TL	181	640	MT5.50	5.50-6.00
8437	RS10R	190/50 ZR17	(73W)	TL	191	632	MT6.00	5.50-6.00



BATTLAX
HYPERSPORT **S22**

BATTLAX
HYPERSPORT S22



**The New BATTLAX HYPERSPORT S22:
Taking you to the next level**

The Battlax Hypersport S22 is Bridgestone's latest hypersport tyre: a thrilling new product that will allow you to experience the full extent of your bike's performance on the road!

The technical upgrades on the S22 show performance enhancements in all areas. So what if we've created the ultimate hypersport tyre for all conditions ?

The S22 has adopted a new pattern design in line with the needs and requirements of hypersport users. The light handling combined with its feedback and cornering performance for maximum confidence are a perfect match for any hypersport rider.

By adopting new compounding technology, Bridgestone's hypersport flagship model is showing no compromise in wet and dry performance, all while increasing the total handling package.

The Battlax Hypersport S22 will become the tyre partner taking your excitement and thrill of riding to the next level.

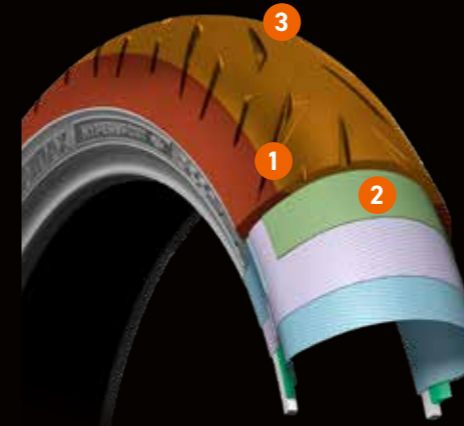
Key Features

- **No compromise ! Performance increase in all areas**
- **5% faster laptime in Wet conditions**
- **15% more cornering speed in Dry conditions**
- **No sacrifice on wear life**

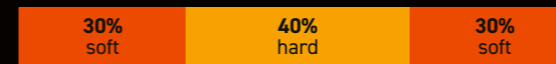
Line Up

MATERIAL	PATTERN	TYRE SIZE DESIGNATION	SERVICE DESCRIPTION	T.TYPE	TREAD WIDTH	OVERALL DIAMETER	MEASURED RIM	APPROVED RIM
FRONT								
17414	S22F	110/70 R17	54H	TL	109	590	MT3.00	3.00-3.50
16611	S22F	120/70 ZR17	(58W)	TL	119	601	MT3.50	3.50-3.50
REAR								
17415	S22R	140/70 R17	66H	TL	141	627	MT3.75	4.00-4.50
17416	S22R	150/60 R17	66H	TL	152	617	MT4.25	4.00-4.50
16612	S22R	160/60 ZR17	(69W)	TL	163	630	MT4.50	4.50-5.00
16613	S22R	180/55 ZR17	(73W)	TL	180	632	MT5.50	5.50-6.00
17417	S22R	180/60 ZR17	(75W)	TL	184	647	MT5.50	5.00-5.50
16614	S22R	190/50 ZR17	(73W)	TL	190	628	MT6.00	5.50-6.00
16615	S22R	190/55 ZR17	(75W)	TL	194	648	MT6.00	5.50-6.00
16616	S22R	200/55 ZR17	(78W)	TL	198	657	MT6.25	6.00-6.50

FRONT



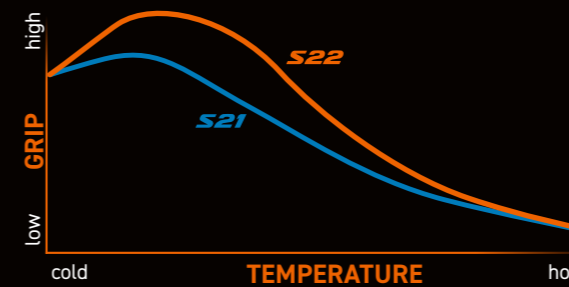
1 3LC Compound structure:



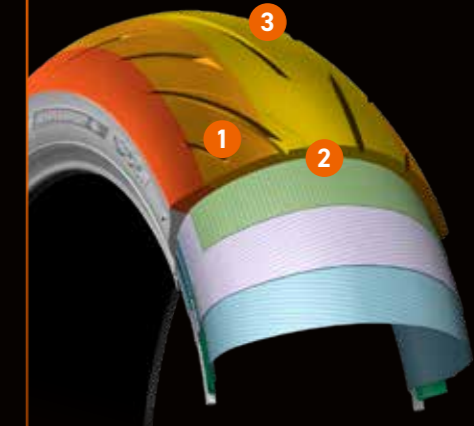
Bringing a harder centre compound together with a softer shoulder compound

2 Applying Bridgestone's state of the art Belt construction technology: MS-Belt with HTSPC technology for maximum handling performance and high speed stability.

3 New centre compound applied with optimized resin components in the initial compound mixture in order to upgrade the grip characteristics.



REAR



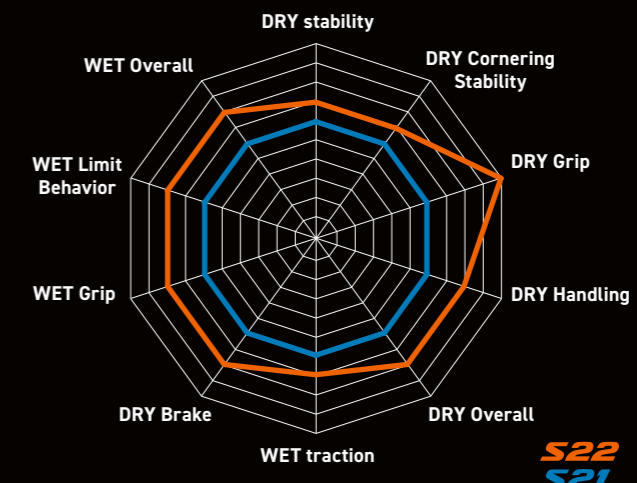
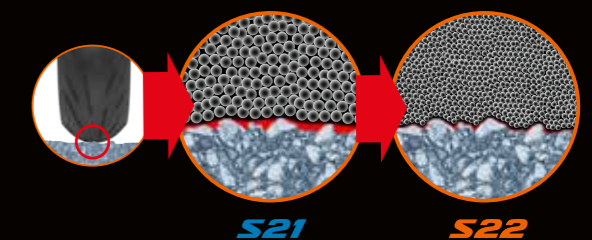
1 5LC Compound structure:



Balance between grip and cornering stability with a harder centre, softer traction and softest edge compound.

2 New traction area compound applied with optimized resin components in the initial compound mixture in order to upgrade the grip characteristics.

3 New centre compound adopting fine silica molecular approach: Generating a higher silica molecule ratio (+25% vs. S21) touching the road.



BATTLAX HYPERSPORT S21



- Key Features**
- Thrill of riding in any conditions
 - Extreme cornering
 - High mileage

Line Up

MATERIAL	PATTERN	TYRE SIZE DESIGNATION	SERVICE DESCRIPTION	T.TYPE	TREAD WIDTH	OVERALL DIAMETER	MEASURED RIM	APPROVED RIM
FRONT								
8440	S21F	110/70 ZR17	(54W)	TL	110	592	MT3.00	2.75~3.50
8441	S21F	120/60 ZR17	(55W)	TL	119	583	MT3.50	3.00~3.50
8442	S21F	120/70 ZR17	(58W)	TL	119	601	MT3.50	3.00~3.50
8443	S21F	130/70 ZR16	(61W)	TL	128	589	MT3.50	3.50~4.00
REAR								
8444	S21R	150/60 ZR17	(66W)	TL	154	619	MT4.00	4.00~4.50
8445	S21R	160/60 ZR17	(69W)	TL	165	632	MT4.50	4.50~5.00
8446	S21R	180/55 ZR17	(73W)	TL	184	629	MT5.50	5.50~6.00
8447	S21R	190/50 ZR17	(73W)	TL	190	633	MT6.00	5.50~6.00
8448	S21R	190/55 ZR17	(75W)	TL	194	650	MT6.00	5.50~6.00
8449	S21R	200/55 ZR17	(78W)	TL	200	657	MT6.25	6.00~6.50

BATTLAX BT-016 PRO HYPERSPORT



- Key Features**
- High-speed performance
 - Reliable handling
 - Excellent durability

Line Up

MATERIAL	PATTERN	TYRE SIZE DESIGNATION	SERVICE DESCRIPTION	T.TYPE	TREAD WIDTH	OVERALL DIAMETER	MEASURED RIM	APPROVED RIM
FRONT								
6372	BT016FP	130/70 ZR16	(61W)	TL	128	596	MT3.50	
6369	BT016FP	110/70 ZR17	(54W)	TL	111	592	MT3.00	
6371	BT016FP	120/60 ZR17	(55W)	TL	117	581	MT3.50	
4258	BT016FP	120/70 ZR17	(58W)	TL	120	602	MT3.50	3.00~3.50
6370	BT016FP	110/80 ZR18	(58W)	TL	106	635	MT2.50	4.50~5.00
REAR								
6373	BT016RP	150/60 ZR17	(66W)	TL	161	620	MT4.50	
6375	BT016RP	160/60 ZR17	(69W)	TL	166	633	MT4.50	
6377	BT016RP	170/60 ZR17	(72W)	TL	173	637	MT5.50	
4259	BT016RP	180/55 ZR17	(73W)	TL	185	629	MT5.50	
4261	BT016RP	190/50 ZR17	(73W)	TL	193	633	MT6.00	
4263	BT016RP	190/55 ZR17	(75W)	TL	194	650	MT6.00	
6374	BT016RP	150/70 ZR18	(70W)	TL	152	666	MT4.00	4.00~4.50
6376	BT016RP	160/60 ZR18	(70W)	TL	160	647	MT4.50	4.50~5.00

BT-090 RADIAL



MATERIAL	PATTERN	TYRE SIZE DESIGNATION	SERVICE DESCRIPTION	T.TYPE	TREAD WIDTH	OVERALL DIAMETER	MEASURED RIM	APPROVED RIM
FRONT								
77012	BT090F	110/70 R17	54H	TL	111	592	MT3.00	2.75~3.50
77013	BT090F	120/60 R17	55H	TL	116	581	MT3.50	3.00~3.50
REAR								
77015	BT090RP	140/70 R17	66H	TL	140	627	MT3.50	3.50~4.50
77016	BT090RP	150/60 R17	66H	TL	156	620	MT4.50	4.00~4.50
77017	BT090RP	160/60 R17	69H	TL	166	633	MT4.50	4.50~5.00
77018	BT090RP	150/60 R18	67H	TL	158	639	MT4.50	4.00~4.50

BT-39SS



MATERIAL	PATTERN	TYRE SIZE DESIGNATION	SERVICE DESCRIPTION	T.TYPE	TREAD WIDTH	OVERALL DIAMETER	MEASURED RIM	APPROVED RIM
FRONT								
49996	BT39FSS	80/90 -17	44S	TL	78	577	1.60	1.60~2.15
72819	BT39FSS	90/80 -17	46S	TL	92	586	MT2.15	
74873	BT39FSS	100/80 -17	52S	TL	105	599	MT 2.50	1.85~2.75
REAR								
49757	BT39SSR	100/80 -17	52S	TL	102	599	MT 2.75	1.85~2.75
72950	BT39SSR	120/80 -17	61S	TL	124	625	MT 2.75	2.15~3.00

BT-39



MATERIAL	PATTERN	TYRE SIZE DESIGNATION	SERVICE DESCRIPTION	T.TYPE	TREAD WIDTH	OVERALL DIAMETER	MEASURED RIM	APPROVED RIM
FRONT								
75187	BT39F	100/80 -17	52H	TL	101	594	MT 2.50	1.85~2.75
76089	BT39F	110/70 -17	54H	TL	110	588	MT 3.00	2.75~3.50
REAR								
76072	BT39R	130/70 -17	62H	TL	138	621	MT 3.50	3.00~4.00
76074	BT39R	140/70 -17	66H	TL	147	629	MT 4.00	3.50~4.50

WARRANTY TYRES

MATERIAL	PATTERN	TYRE SIZE DESIGNATION	LETTER CODE	SERVICE DESCRIPTION	T.TYPE	TREAD WIDTH	OVERALL DIAMETER	MEASURED RIM	REMARK
3966	BT012R	130/70 R16	G	61S	TL	129	589	MT3.50	HON SH300I-ABS('11)
1159	BT012R	180/55 ZR17	J	(73W)	TL	185	628	MT5.50	HON HORNET 600 ('07)
79419	BT014F	120/70 ZR17	SL	(58W)	TL	120	601	MT3.50	KAW 1400
79420	BT014R	190/50 ZR17	L	(73W)	TL	191	629	MT6.00	KAW 1400
1781	BT015F	120/70 ZR17	M	(58W)	TL	120	604	MT3.50	SUZ GSX-R1300R
1782	BT015R	190/50 ZR17	M	(73W)	TL	189	629	MT6.00	SUZ GSX-R1300R
4550	BT016R	190/50 ZR17	BB	(73W)	TL	194	628	MT6.00	KAW Z1000SX
4572	BT016R	190/55 ZR17	CC	(75W)	TL	190	642	MT6.00	KAW ZX-10R('11)
1744	BT-01F	120/70 ZR17		(58W)	TL	121	601	MT3.50	DUC D16RR
1746	BT-01R	200/55 ZR16		(77W)	TL	195	638	MT6.25	DUC D16RR
49927	BT50R	140/60 ZR18		(64W)	TL	145	626	MT4.00	
78365	BT57R	160/60 ZR17	E	(69W)	TL	163	633	MT4.50	HON CBF500
5027	S20F	120/70 ZR17	G	(58W)	TL	120	601	MT3.50	HON CBR1000RR
5072	S20F	120/70 ZR17	F	(58W)	TL	120	601	MT3.50	SUZ GSX-R1000 ('12)
5155	S20F	120/70 ZR17	E	(58W)	TL	121	601	MT3.50	KAW ZZR1400
6642	S20F	120/70 ZR17	M	(58W)	TL	121	601	MT3.50	YAM MT09
6824	S20F	120/70 ZR17	N	(58W)	TL	120	601	MT3.50	KAW Z1000SX
9335	S20F	120/70 ZR17	W	(58W)	TL	120	603	MT3.50	YAM FZ1
6643	S20R	180/55 ZR17	M	(73W)	TL	186	630	MT5.50	YAM MT09
5028	S20R	190/50 ZR17	G	(73W)	TL	190	630	MT6.00	HON CBR1000RR
5073	S20R	190/50 ZR17	F	(73W)	TL	195	628	MT6.00	SUZ GSX-R1000 ('12)
5156	S20R	190/50 ZR17	E	(73W)	TL	193	628	MT6.00	KAW ZZR1400
6825	S20R	190/50 ZR17	N	(73W)	TL	193	622	MT6.00	KAW Z1000SX
9336	S20R	190/55 ZR17	W	(75W)	TL	191	649	MT6.00	YAM FZ1
10260	S21F	120/70 ZR17	G	(58W)	TL	119	600	MT3.50	SUZ GSX750-S
10264	S21F	120/70 ZR17	E	(58W)	TL	119	601	MT3.50	HON CBR1000RR
10274	S21F	120/70 ZR17	J	(58W)	TL	119	600	MT3.50	YAM R6
13518	S21F	120/70 ZR17	M	(58W)	TL	119	600	MT3.50	HON CB1000R 2018
13526	S21F	120/70 ZR17	F	(58W)	TL	119	600	MT3.50	KAW H2 LOW 2018
18384	S21F	120/70 ZR17	U	(58W)	TL	119	601	MT3.50	BMW S1000RR MY 2019; BMW F900R (K83)
10261	S21R	180/55 ZR17	G	(73W)	TL	184	630	MT5.50	SUZ GSX750-S
10275	S21R	180/55 ZR17	J	(73W)	TL	184	630	MT5.50	YAM R6
10265	S21R	190/50 ZR17	E	(73W)	TL	189	628	MT6.00	HON CBR1000RR
13519	S21R	190/55 ZR17	M	(75W)	TL	193	641	MT6.00	HON CB1000R 2018
13527	S21R	190/55 ZR17	F	(75W)	TL	192	642	MT6.00	KAW H2 LOW 2018
18385	S21R	190/55 ZR17	U	(75W)	TL	193	641	MT6.00	BMW S1000RR MY 2019
18353	S22F	120/70 ZR17	N	58W	TL	119	600	MT3.50	ZX6R '19
20244	S22F	120/70 ZR17	G	(58W)	TL	119	600	MT3.50	KAW NINJA1000 '20
23651	S22F	120/70 ZR17	J	(58W)	TL	119	600	MT3.50	BMW S1000R '21
25811	S22F	120/70 ZR17	M	(58W)	TL	121	601	MT3.50	YAM MT09 '21 / XSR900 '22
25813	S22F	120/70 ZR17	L	(58W)	TL	119	601	MT3.50	SUZ HAYABUSA '21
25817	S22F	120/70 ZR17	E	(58W)	TL	119	600	MT3.50	YAM R7 '21
28518	S22F	120/70 ZR17	AA	(58W)	TL	119	600	MT3.50	KAWASAKI H2SX '22
28520	S22F	120/70 ZR17	W	(58W)	TL	119	600	MT3.50	YAMAHA MT10 '22
25812	S22R	180/55 ZR17	M	(73W)	TL	181	629	MT5.50	YAM MT09 '21 / XSR900 '22
18354	S22R	180/55 ZR17	N	73W	TL	184	630	MT5.50	KAW ZX6R 2019
25818	S22R	180/55 ZR17	E	(73W)	TL	182	630	MT5.50	YAM R7 '21
20245	S22R	190/50 ZR17	G	(73W)	TL	190	627	MT6.00	KAW NINJA1000 '20
25814	S22R	190/50 ZR17	L	(73W)	TL	186	627	MT6.00	SUZ HAYABUSA '21
25953	S22R	190/55 ZR17	J	(75W)	TL	195	649	MT6.00	BMW S1000R '21
28519	S22R	190/55 ZR17	AA	(75W)	TL	195	649	MT6.00	KAWASAKI H2SX '22
28521	S22R	190/55 ZR17	W	(75W)	TL	195	649	MT6.00	YAMAHA MT10 '22
19654	S22R	200/55 R17		78W	TL	199	656	MT6.25	

WARRANTY TYRES

MATERIAL	PATTERN	TYRE SIZE DESIGNATION	LETTER CODE	SERVICE DESCRIPTION	T.TYPE	TREAD WIDTH	OVERALL DIAMETER	MEASURED RIM	REMARK
8042	RS10F	120/70 ZR17	J	(58W)	TL	120	601	MT3.50	KAWA H2 2015
8909	RS10F	120/70 ZR17	M	(58W)	TL	121	601	MT3.50	HON RC213V-S 2016
8911	RS10F	120/70 ZR17	L	(58W)	TL	120	600	MT3.50	KAW ZX-10R 2016
9341	RS10F	120/70 ZR17	E	(58W)	TL	121	601	MT3.50	SUZ GSX-R
10266	RS10F	120/70 ZR17	N	(58W)	TL	119	600	MT3.50	HON CBR1000RR SP
13713	RS10F	120/70 ZR17	G	(58W)	TL	119	601	MT3.50	YAM R1 MY2018
10267	RS10R	190/50 ZR17	N	(73W)	TL	191	633	MT6.00	HON CBR1000RR SP
8910	RS10R	190/55 ZR17	M	(75W)	TL	189	648	MT6.00	HON RC213V-S 2016
8912	RS10R	190/55 ZR17	L	(75W)	TL	189	648	MT6.00	KAW ZX-10R 2016
9342	RS10R	190/55 ZR17	E	(75W)	TL	189	644	MT6.00	SUZ GSX-R
13714	RS10R	190/55 ZR17	G	(75W)	TL	189	649	MT6.00	YAM R1 MY2018
8043	RS10R	200/55 ZR17	J	(78W)	TL	197	656	MT6.25	KAWA H2 2015
11154	RS10R	200/55 ZR17	L	(78W)	TL	198	656	MT6.25	KAW H2 2017
18350	RS10R	200/55 ZR17	G	78W	TL	200	655	MT6.25	YAM R1M 2019
18351	RS11F	120/70 ZR17	E	58W	TL	119	601	MT3.50	SUZ GSXR1000 / R 2019
18355	RS11F	120/70 ZR17	J	58W	TL	120	601	MT3.50	KAW H2 / H2 CARBON 2019
25809	RS11F	120/70 ZR17	L	(58W)	TL	120	601	MT3.50	KAW ZX10R '21
18352	RS11R	190/55 ZR17	E	75W	TL	190	649	MT6.00	SUZ GSXR1000 / R 2019
19642	RS11R	190/55 ZR17	G	(75W)	TL	188	650	MT6.00	YAM R1'20
25810	RS11R	190/55 ZR17	L	(75W)	TL	188	649	MT6.00	KAW ZX10R '21
18356	RS11R	200/55 ZR17	J	78W	TL	200	656	MT6.25	KAW H2 / H2 CARBON 2019
19643	RS11R	200/55 ZR17	G	(78W)	TL	198	656	MT6.25	YAM R1M'20
21641	RS11R	200/55 ZR17	N	(78W)	TL	198	655	MT6.25	HON CBR1000RR'20
28241	RS11R	200/55 ZR17	U	(78W)	TL	198	655	MT6.25	BMW M1000R '23



BATTLAX T32

SPORT TOURING



The **BATTLAX SPORT TOURING T32:** Connect to the road

The Battlax Sport Touring T32 is Bridgestone's new Sport Touring flagship model. The T32 brings together everything the category needs in terms of performance, confidence and contact feel in all weather conditions.

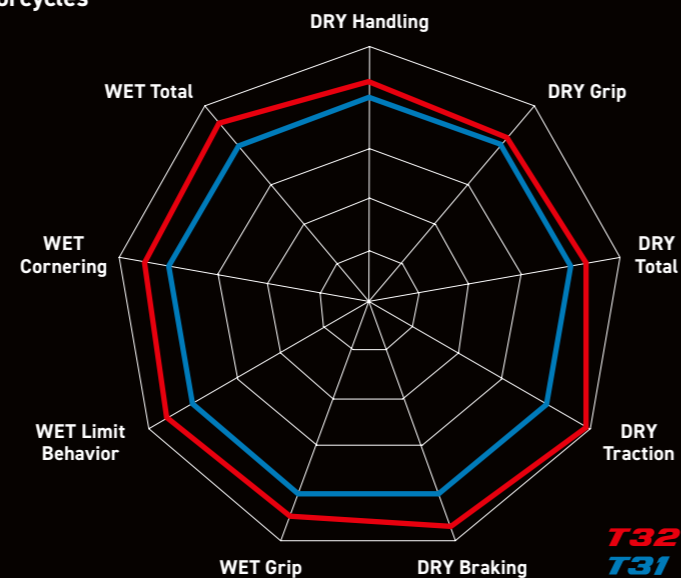
The technical upgrades on T32 are not only visual, with the implementation of the Pulse Groove pattern technology, but also secretly hidden inside its black shell thanks to the tremendous efforts done in terms of construction and compound combination. Regarding the Pulse Groove pattern design technology: Bridgestone's focus for this development was clearly directed towards wet handling and total wet performance improvement.

For the middle weight and heavy touring motorcycles out there, Bridgestone decided to develop a fully dedicated T32 GT tyre with its own technical features and pattern design, in line with the requirements for this very specific category of motorcycles.

The Battlax Sport Touring T32 and T32GT are there to connect you to the road.

Key Features

- 7% shorter braking distance in wet conditions
- 13% bigger contact patch rear
- Increased groove ratio (3% front - 6% rear)
- New Pulse groove pattern design technology
- Increased contact feel with neutral and linear handling
- Improved in all performance areas
- No sacrifice on wear life
- Setting a New Benchmark in the Sport Touring Category
- Dedicated GT version for middleweight and heavy motorcycles



Line Up

MATERIAL	PATTERN	TYRE SIZE DESIGNATION	SERVICE DESCRIPTION	T.TYPE	TREAD WIDTH	OVERALL DIAMETER	MEASURED RIM	APPROVED RIM	REMARK
FRONT									
19618	T32F	110/70 ZR17	(54W)	TL	111	590	MT3.00	2.75-3.50	
19619	T32F	120/60 ZR17	(55W)	TL	121	583	MT3.50	3.00-3.50	
19620	T32F	120/70 ZR17	(58W)	TL	121	600	MT3.50	3.00-3.50	
19638	T32F	110/80 R18	58V	TL	109	636	MT2.50	2.50-3.00	
19621	T32F	110/80 ZR18	(58W)	TL	109	636	MT2.50	2.50-3.00	
19622	T32F	120/70 ZR18	(59W)	TL	121	629	MT3.50	3.00-3.50	
19624	T32F	110/80 R19	59V	TL	108	660	MT2.50	2.50-3.00	
19623	T32F	120/70 ZR19	(60W)	TL	121	650	MT3.50	3.00-3.75	
REAR									
19625	T32R	150/70 ZR17	(69W)	TL	153	641	MT4.00	4.00-4.50	
19626	T32R	160/60 ZR17	(69W)	TL	164	624	MT4.50	4.50-5.00	
19627	T32R	160/70 ZR17	(73W)	TL	160	655	MT4.50	4.50-5.00	
19628	T32R	170/60 ZR17	(72W)	TL	166	637	MT4.50	4.50-5.50	
19629	T32R	180/55 ZR17	(73W)	TL	181	629	MT5.50	5.50-6.00	
19630	T32R	190/50 ZR17	(73W)	TL	193	624	MT6.00	5.50-6.00	
19631	T32R	190/55 ZR17	(75W)	TL	187	643	MT6.00	5.50-6.00	
19639	T32R	140/70 R18	67V	TL	138	653	MT4.00	4.00-4.50	
19637	T32R	160/60 ZR18	(70W)	TL	160	648	MT4.50	4.50-5.00	
GT SERIES									
FRONT									
19632	T32F	120/70 ZR17	(58W)	TL	121	603	MT3.50	3.00-3.50	GT
19633	T32F	120/70 ZR18	(59W)	TL	120	629	MT3.50	3.00-3.50	GT
REAR									
19634	T32R	170/60 ZR17	(72W)	TL	166	637	MT4.50	4.50-5.50	GT
19635	T32R	180/55 ZR17	(73W)	TL	179	629	MT5.50	5.50-6.00	GT
19636	T32R	190/55 ZR17	(75W)	TL	187	642	MT6.00	5.50-6.00	GT



BATTLAX T31

SPORT TOURING



Key Features

- Better wet grip thanks to improved water drainage
- Block rigidity results into Reduced Brake distance
- Larger contact patch gives a higher camber thrust
- GT version for bikes of more than 250kg
- Innovative technology: dual compound (3LC) + Cap&Base

Line Up

MATERIAL	PATTERN	TYRE SIZE DESIGNATION	SERVICE DESCRIPTION	T.TYPE	TREAD WIDTH	OVERALL DIAMETER	MEASURED RIM	APPROVED RIM	REMARK
FRONT									
10537	T31F	110/70 ZR17	(54W)	TL	110	589	MT3.00	2.75~3.50	
10538	T31F	120/60 ZR17	(55W)	TL	120	583	MT3.50	3.00~3.50	
10539	T31F	120/70 ZR17	(58W)	TL	121	600	MT3.50	3.00~3.50	
10554	T31F	120/70 ZR17	(58W)	TL	121	603	MT3.50	3.00~3.50	GT
10552	T31F	110/80 R18	58V	TL	109	635	MT2.50	2.50~3.00	
10540	T31F	110/80 ZR18	(58W)	TL	109	635	MT2.50	2.50~3.00	
10555	T31F	120/70 ZR18	(59W)	TL	120	628	MT3.50	3.00~3.50	GT
10541	T31F	120/70 ZR18	(59W)	TL	121	629	MT3.50	3.00~3.50	
10543	T31F	110/80 ZR19	(59W)	TL	108	660	MT2.50	2.50~3.00	
10542	T31F	120/70 ZR19	(60W)	TL	119	651	MT3.50	3.00~3.75	
REAR									
10544	T31R	150/70 ZR17	(69W)	TL	151	641	MT4.00	4.00~4.50	
10545	T31R	160/60 ZR17	(69W)	TL	158	624	MT4.50	4.50~5.00	
10547	T31R	160/70 ZR17	(73W)	TL	159	655	MT4.50	4.50~5.00	
10548	T31R	170/60 ZR17	(72W)	TL	165	636	MT4.50	4.50~5.50	
10556	T31R	170/60 ZR17	(72W)	TL	165	636	MT4.50	4.50~5.50	GT
10557	T31R	180/55 ZR17	(73W)	TL	181	629	MT5.50	5.50~6.00	GT
10549	T31R	180/55 ZR17	(73W)	TL	182	629	MT5.50	5.50~6.00	
10550	T31R	190/50 ZR17	(73W)	TL	192	624	MT6.00	5.50~6.00	
10551	T31R	190/55 ZR17	(75W)	TL	186	644	MT6.00	5.50~6.00	
10558	T31R	190/55 ZR17	(75W)	TL	186	642	MT6.00	5.50~6.00	GT
10553	T31R	140/70 R18	67V	TL	141	655	MT4.00	4.00~4.50	
10546	T31R	160/60 ZR18	(70W)	TL	158	648	MT4.50	4.50~5.00	

BATTLAX BT-023

SPORT TOURING



Key Features

- Strong stability in high speed cruising, with grip and steering control like a sport tyre in "sport mode" riding.
- Appropriate combination of pattern and compound supports stable cornering even in wet conditions.
- Dual compound (3LC) for the rear tyre
- GT version for bikes of more than 250kg

Line Up

MATERIAL	PATTERN	TYRE SIZE DESIGNATION	SERVICE DESCRIPTION	T.TYPE	TREAD WIDTH	OVERALL DIAMETER	MEASURED RIM	APPROVED RIM	REMARK
FRONT									
3430	BT023F	110/70 ZR17	(54W)	TL	111	592	MT3.00	2.75~3.50	
3431	BT023F	120/60 ZR17	(55W)	TL	120	582	MT3.50	3.00~3.50	
3432	BT023F	120/70 ZR17	(58W)	TL	120	601	MT3.50	3.00~3.50	
3516	BT023F	120/70 ZR17	(58W)	TL	120	605	MT3.50	3.00~3.50	GT
3433	BT023F	110/80 ZR18	(58W)	TL	108	635	MT2.50	2.50~3.00	
4874	BT023F	120/70 ZR18	(59W)	TL	119	631	MT3.50	3.00~3.50	GT
3434	BT023F	120/70 ZR18	(59W)	TL	120	630	MT3.50	3.00~3.50	
4871	BT023F	110/80 ZR19	(59W)	TL	108	662	MT2.50	2.50~3.00	
REAR									
3435	BT023R	150/70 ZR17	(69W)	TL	156	640	MT4.50	4.00~4.50	
3436	BT023R	160/60 ZR17	(69W)	TL	166	634	MT4.50	4.50~5.00	
3437	BT023R	160/70 ZR17	(73W)	TL	161	654	MT4.50	4.50~5.00	
3438	BT023R	170/60 ZR17	(72W)	TL	170	636	MT5.00	4.50~5.50	
4873	BT023R	170/60 ZR17	(72W)	TL	170	636	MT5.00	4.50~5.50	GT
3517	BT023R	180/55 ZR17	(73W)	TL	183	629	MT5.50	5.50~6.00	GT
3439	BT023R	180/55 ZR17	(73W)	TL	185	629	MT5.50	5.50~6.00	
3440	BT023R	190/50 ZR17	(73W)	TL	192	629	MT6.00	5.50~6.00	
4872	BT023R	190/55 ZR17	(75W)	TL	186	643	MT6.00	5.50~6.00	GT
3441	BT023R	160/60 ZR18	(70W)	TL	160	647	MT4.50	4.50~5.00	

BATTLAX BT46



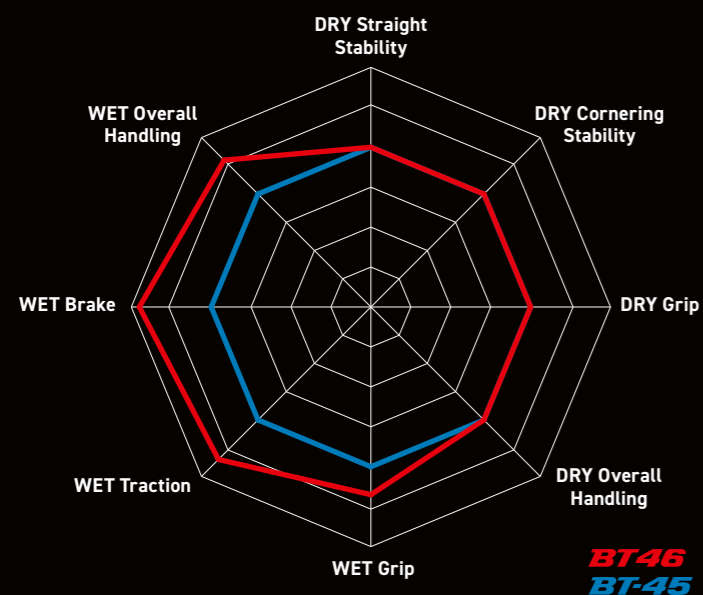
THE BATTLAX BT46: The new reference bias touring tyre

The Battlax BT46 is set to replace the iconic Battlax BT45. Since its introduction 22 years ago, the Battlax BT45 has been the go-to tyre for touring. Now, Bridgestone has upgraded this design with modern technology.

The Battlax BT46 features an inverted V-shape in the front pattern – it tackles working forces on the tyre, reduces irregular wear and gives the rider incredible feedback for superior handling. The rear tyre is enhanced with a newly adapted silica single compound to maximise performance, grip and wear. Wet performance has been upgraded from the BT45, with no impact on the predecessor's well-known dry handling performance and wear resistance. And the BT46 is compatible with UM application: tubeless marked tyres are approved for mounting on tube type rims if they are used with a tube.

Key Features

- Reduced irregular wear
- Incredible feedback and superior handling
- Wet performance has been upgraded with no impact on the predecessor's well-known dry handling performance and wear resistance



Line Up

MATERIAL	PATTERN	TYRE SIZE DESIGNATION	SERVICE DESCRIPTION	T.TYPE	UM	TREAD WIDTH	OVERALL DIAMETER	MEASURED RIM	APPROVED RIM
FRONT									
19609	BT46F	100/90 -16	54H	TL	UM	102	587	MT2.50	
19614	BT46F	110/90 -16	59V	TL	UM	112	604	MT2.50	
19615	BT46F	120/80 -16	60V	TL		121	598	MT2.75	
19610	BT46F	100/80 -17	52H	TL		101	595	MT2.50	
17388	BT46F	110/70 -17	54H	TL	UM	110	590	MT3.00	2.75-3.50
17389	BT46F	110/80 -17	57H	TL		110	609	MT2.50	2.15-3.00
24750	BT46F	110/80 -17	57V	TL		110	609	MT2.50	2.15-3.00
19611	BT46F	120/70 -17	58H	TL	UM	122	602	MT3.50	
17391	BT46F	90/90 -18	51H	TL	UM	91	620	MT2.15	1.85-2.50
19612	BT46F	100/80 -18	53H	TL		101	620	MT2.50	
17392	BT46F	100/90 -18	56H	TL	UM	101	638	MT2.50	2.15-2.75
17407	BT46F	100/90 -18	56V	TL		101	638	MT2.50	2.15-2.75
19616	BT46F	110/80 -18	58V	TL		110	635	MT2.50	2.15-3.00
17390	BT46F	110/90 -18	61H	TL	UM	111	656	MT2.50	2.15-2.75
24751	BT46F	110/90 -18	61V	TL	UM	111	656	MT2.50	
24748	BT46F	100/90 -19	57H	TL	UM	103	665	MT2.50	
17408	BT46F	100/90 -19	57V	TL		103	665	MT2.50	2.15-2.50
24749	BT46F	90/90 -21	54H	TL	UM	91	697	MT2.15	
17393	BT46F	3.25 -19	54H	TL		96	665	MT2.15	1.85-2.50
REAR									
17394	BT46R	130/90 -16	67H	TL		136	639	MT3.00	2.50-3.50
24752	BT46R	130/90 -16	67V	TL		136	637	MT3.00	2.50-3.50
17409	BT46R	150/80 -16	71V	TL	UM	151	648	MT3.50	3.00-4.00
17396	BT46R	120/80 -17	61H	TL	UM	121	624	MT2.75	2.50-3.00
17410	BT46R	120/90 -17	64V	TL	UM	119	648	MT2.75	2.50-3.00
17397	BT46R	130/70 -17	62H	TL	UM	135	619	MT3.50	3.00-4.00
17398	BT46R	130/80 -17	65H	TL	UM	129	641	MT3.00	2.50-3.50
17411	BT46R	130/90 -17	68V	TL	UM	136	666	MT3.00	2.50-3.50
17399	BT46R	140/70 -17	66H	TL	UM	138	628	MT3.75	3.50-4.50
17412	BT46R	140/80 -17	69V	TL	UM	142	656	MT3.50	2.75-3.50
17400	BT46R	150/70 -17	69H	TL	UM	153	644	MT4.25	3.50-4.50
24753	BT46R	150/70 -17	69V	TL		151	642	MT 4.25	3.50-4.50
17406	BT46R	110/80 -18	58H	TL	UM	110	639	MT2.50	2.15-3.00
17401	BT46R	110/90 -18	61H	TL	UM	112	655	MT2.50	2.15-2.75
17402	BT46R	120/80 -18	62H	TL	UM	121	650	MT2.75	2.50-3.00
17413	BT46R	120/90 -18	65V	TL	UM	119	674	MT2.75	2.50-3.00
17403	BT46R	130/70 -18	63H	TL		135	644	MT3.50	3.00-4.00
19617	BT46R	130/80 -18	66V	TL	UM	128	665	MT3.00	
17404	BT46R	140/70 -18	67H	TL		140	657	MT3.75	3.50-4.50
24754	BT46R	140/70 -18	67V	TL		140	657	MT3.75	3.50-4.50
19613	BT46R	150/70 -18	70H	TL		150	667	MT4.25	
17405	BT46R	4.00 -18	64H	TT		116	673	MT2.15	2.15-3.00

BATTLAX BT-45**Line Up**

MATERIAL	PATTERN	TYRE SIZE DESIGNATION	SERVICE DESCRIPTION	T.TYPE	TREAD WIDTH	OVERALL DIAMETER	MEASURED RIM	APPROVED RIM
FRONT								
76054	BT45F	3.50 -18	56H	TT	104	651	MT2.15	1.85-2.50
REAR								
76041	BT45R	110/90 -17	60H	TL	112	631	MT2.50	2.15-3.00
76206	BT45R	4.00 -18	64H	TL	119	673	MT2.15	2.15-3.00
76958	BT45R	140/80 B17	69V	TL	140	654	MT3.50	

WARRANTY TYRES

MATERIAL	PATTERN	TYRE SIZE DESIGNATION	LETTER CODE	SERVICE DESCRIPTION	T.TYPE	TREAD WIDTH	OVERALL DIAMETER	MEASURED RIM	REMARK
6367	BT54F	110/80 R18	G	58V	TL	108	636	MT2.50	
6368	BT54R	140/70 R18	G	67V	TL	142	653	MT4.00	
19656	T30 EVO	120/70 R17		58W	TL			MT3.50	BMW F900XR (K84)
19657	T30 EVO	180/55 R17		73W	TL			MT5.50	BMW F900XR (K84)
79026	BT020F	120/70 ZR17	UU	(58W)	TL	120	605	MT3.50	BMW K1200GT
78395	BT020R	160/70 B17	M	79V	TL	158	656	MT5.00	BMW K1200LT
4169	BT022F	120/70 ZR17	F	(58W)	TL	122	603	MT3.50	BMW K1600GT
4171	BT021R	190/55 ZR17	F	(75W)	TL	186	642	MT6.00	BMW K1600GT
13534	T30F	120/70 ZR17	L	(58W)	TL	121	600	MT3.50	BMW K1600GT GTL 2017
13535	T30R	190/55 ZR17	L	(75W)	TL	190	643	MT6.00	BMW K1600GT GTL 2017
19376	T31R	190/55 R17	E	75W	TL			MT6.00	BMW S1000XR (K69)
5029	BT023F	120/70 ZR17	G	(58W)	TL	122	601	MT3.50	HON 700
5030	BT023R	160/60 ZR17	G	(69W)	TL	168	633	MT4.50	HON 700
10273	T30R	180/55 ZR17	J	(73W)	TL	180	629	MT5.50	HON CB1100 CAFE RACER
13522	T30F	120/70 ZR17	J	(58W)	TL	120	601	MT3.50	HON CB1300SF 2018
13523	T30R	180/55 ZR17	E	(73W)	TL	178	629	MT5.50	HON CB1300SF 2018
10272	T30F	120/70 ZR17	J	(58W)	TL	120	601	MT3.50	HON CB1300SF 2018; HON CB1100 CAFE RACER
78365	BT57R	160/60 ZR17	E	(69W)	TL	163	633	MT4.50	HON CBF500
2660	BT021F	130/70 ZR17	G	(62W)	TL	126	618	MT3.50	HON DN-01
2661	BT021R	190/50 ZR17	G	(73W)	TL	191	632	MT6.00	HON DN-01
9333	T30F	120/70 ZR17	E	(58W)	TL	122	601	MT3.50	HON NC750S
9334	T30R	160/60 ZR17	E	(69W)	TL	166	633	MT4.50	HON NC750S
3964	BT45F	110/70 -16	G	52S	TL	110	561	MT 3.00	HON SH300I-ABS('11)
79138	BT020F	120/70 ZR18	F	(59W)	TL	116	628	MT3.50	HON ST1300
3308	BT021R	190/55 ZR17	N	(75W)	TL	187	642	MT6.00	HON VFR 1200
7410	T30F	120/70 ZR17	G	(58W)	TL	120	601	MT3.50	HON VFR800 ('14)
23546	T31F	120/70 R17	J	58H	TL	123	601	MT3.50	HON FORZA750 '21
23547	T31R	160/60 R15	J	67H	TL	162	573	MT4.50	HON FORZA750 '21
18136	BT021F	120/70 ZR17	E	(58W)	TL	119	603	MT3.50	KAW
3605	BT021F	120/70 ZR17	U	(58W)	TL	120	602	MT3.50	KAW GTR 1400
3606	BT021R	190/50 ZR17	U	(73W)	TL	194	629	MT6.00	KAW GTR 1400
18007	T31F	120/70 ZR17	G	(58W)	TL	121	601	MT3.50	KAW VERSYS 1000 MY 2019
18008	T31R	180/55 ZR17	G	(73W)	TL	181	630	MT5.50	KAW VERSYS 1000 MY 2019
7864	T30F	120/70 ZR17	F	(58W)	TL	120	601	MT3.50	KAW VERSYS1000 ('15)
7865	T30R	180/55 ZR17	F	(73W)	TL	180	629	MT5.50	KAW VERSYS1000 ('15)
78317	BT020F	150/80 R16		71V	TL	151	646	MT3.50	KAW VN2000
78318	BT020R	200/60 R16		79V	TL	206	650	MT6.00	KAW VN2000
78300	BT45F	110/70 -17	G	54H	TL	106	589	MT 3.00	SUZ GS500
1514	BT020R	160/60 ZR17	G	(69W)	TL	169	631	MT5.00	SUZ GSF650 ('06)
3869	BT021F	120/70 ZR17	AA	(58W)	TL	119	603	MT3.50	SUZ GSXF 1250
3870	BT021R	180/55 ZR17	AA	(73W)	TL	183	628	MT5.50	SUZ GSXF 1250
6416	BT023F	120/70 ZR17	F	(58W)	TL	120	601	MT3.50	YAM FJR1300 ('13)
6417	BT023R	180/55 ZR17	F	(73W)	TL	184	629	MT5.50	YAM FJR1300 ('13)
5157	BT023F	120/70 ZR17	E	(58W)	TL	120	605	MT3.50	YAM FJR1300 POLICE
5158	BT023R	180/55 ZR17	E	(73W)	TL	183	629	MT5.50	YAM FJR1300POLICE
3913	BT021F	120/70 ZR17	BB	(58W)	TL	120	603	MT3.50	YAM FZ8
7324	BT023R	180/55 ZR17	M	(73W)	TL	183	629	MT5.50	YAM MT07 ('14)
25815	T32F	120/70 ZR17	J	(58W)	TL	121	600	MT3.50	YAM TRACER 900 '21
25816	T32R	180/55 ZR17	J	(73W)	TL	179	629	MT5.50	YAM TRACER 900 '21



BATTLECRUISE H50



The comfort in cruising on American V-Twins, made available with the introduction of a more extensive size line up, broadening the world of American riding.

Cruising in relaxed style on big displacement American cruisers. This is where the BATTLECRUISE H50 promises to lead you. "Long Life", "Smooth Handling" and "Comfort Riding" are the key features that H50 offers.

The rear tyre can claim a long life as much as 2.7 times of the EXEDRA MAX. Its handling capabilities allow even bikes of nearly 300kg to turn smoothly at both low and high speeds, minimising fall-in characteristics in turns.

By reducing the transmissions of vibration of V-Twins, it provides a comfortable ride and helps to prevent fatigue, even when touring over long distances.

With the BATTLECRUISE H50, designed specially for big-displacement American cruisers, we want you to savor the laid-back cruising of the V-Twin.

Key Features

- Long lasting
- High cornering power
- Easy and precise handling
- Safe grip feeling on both dry and wet

Line Up

MATERIAL	PATTERN	TYRE SIZE DESIGNATION	SERVICE DESCRIPTION	T.TYPE	UM	TREAD WIDTH	OVERALL DIAMETER	MEASURED RIM	APPROVED RIM
FRONT									
9779	H50F	130/90 B16	73H	TL	UM	130	639	MT3.00	2.50~3.50
9781	H50F	130/90 B16	67H	TL	UM	131	638	MT3.00	2.50~3.50
9797	H50F	100/80 -17	52H	TL	UM	103	595	MT 2.50	2.15~2.75
10581	H50F	130/80 B17	65H	TL		127	641	MT3.00	2.50~3.50
10577	H50F	140/75 R17	67V	TL		137	644	MT3.50	3.50~4.25
10576	H50F	120/70 ZR18	(59W)	TL		119	630	MT3.50	3.50~3.75
10584	H50F	130/70 B18	63H	TL		128	640	MT3.50	3.00~4.00
9780	H50F	100/90 B19	57H	TL	UM	100	667	MT2.50	2.15~2.75
10575	H50F	120/70 ZR19	(60W)	TL		121	652	MT3.50	3.00~3.75
10582	H50F	130/60 B19	61H	TL		128	639	MT3.50	3.00~4.00
10583	H50F	130/60 B21	63H	TL		127	689	MT3.50	3.00~4.00
9782	H50F	80/90 -21	54H	TL	UM	80	677	MT 1.85	1.60~2.15
REAR									
9798	H50R	140/75 R15	65H	TL		138	593	MT3.50	
9785	H50R	130/90 B16	73H	TL	UM	130	639	MT3.00	2.50~3.50
9784	H50R	140/90 B16	77H	TL	UM	141	660	MT3.50	2.75~3.75
9783	H50R	150/80 B16	77H	TL	UM	153	644	MT3.50	3.00~4.25
10585	H50R	180/65 B16	81H	TL	UM	180	639	MT5.00	4.25~5.50
10588	H50R	180/70 B16	77H	TL		184	657	MT5.00	4.25~5.50
10580	H50R	150/60 ZR17	(66W)	TL		148	611	MT4.00	4.00~4.50
9786	H50R	160/70 B17	73V	TL	UM	162	656	MT4.50	3.75~5.00
10587	H50R	180/60 B17	75V	TL	UM	184	648	MT5.00	4.25~5.50
10579	H50R	200/55 R17	78V	TL		196	655	MT6.25	6.00~6.50
10586	H50R	180/55 B18	80H	TL		178	662	MT5.50	5.00~6.00
10578	H50R	240/40 R18	79V	TL		241	649	MT8.50	8.00~9.00



EXEDRA MAX

RADIAL



Line Up

MATERIAL	PATTERN	TYRE SIZE DESIGNATION	SERVICE DESCRIPTION	T.TYPE	TREAD WIDTH	OVERALL DIAMETER	MEASURED RIM	APPROVED RIM
FRONT								
6075	E-MAX F	150/80 R16	71V	TL	153	644	MT3.50	3.50~4.00
6084	E-MAX F	130/70 ZR17	(62W)	TL	128	615	MT3.50	3.50~4.00
6079	E-MAX F	130/70 ZR18	(63W)	TL	126	643	MT3.50	3.50~4.00
REAR								
6083	E-MAX R	180/70 R16	77V	TL	182	656	MT5.00	5.00~5.50
6077	E-MAX R	200/60 R16	79V	TL	200	647	MT5.50	5.50~6.25
6078	E-MAX R	240/55 R16	86V	TL	243	675	MT8.00	7.00~8.00
6080	E-MAX R	170/60 ZR17	(72W)	TL	170	636	MT5.00	5.00~5.50
6081	E-MAX R	190/60 R17	78V	TL	191	663	MT5.50	5.00~6.00
6076	E-MAX R	200/50 ZR17	(75W)	TL	199	632	MT6.00	6.00~6.50

EXEDRA MAX

BIAS



Line Up

MATERIAL	PATTERN	TYRE SIZE DESIGNATION	SERVICE DESCRIPTION	T.TYPE	TREAD WIDTH	OVERALL DIAMETER	MEASURED RIM	APPROVED RIM
FRONT								
6115	E-MAX F	130/90 -16	67H	TL	135	645	MT3.00	2.50~3.50
6136	E-MAX F	130/90 -16	67H	TT	135	645	MT3.00	2.50~3.50
6086	E-MAX F	130/90 B16	67H	TL	137	638	MT3.50	2.50~3.50
6116	E-MAX F	150/80 -16	71H	TL	145	651	MT3.00	3.00~4.00
6120	E-MAX F	120/90 -17	64H	TL	125	651	MT2.75	2.15~3.00
6130	E-MAX F	120/90 -17	64H	TT	125	651	MT2.75	2.15~3.00
6125	E-MAX F	110/90 -18	61H	TL	117	659	MT2.50	2.15~3.00
6117	E-MAX F	100/90 -19	57H	TL	99	669	MT2.50	1.85~2.75
6128	E-MAX F	100/90 -19	57H	TT	99	666	MT2.50	1.85~2.75
6124	E-MAX F	110/90 -19	62H	TL	112	683	MT2.15	2.15~3.00
6134	E-MAX F	110/90 -19	62H	TT	112	683	MT2.15	2.15~3.00
6123	E-MAX F	90/90 -21	54H	TL	92	699	MT2.15	1.85~2.50
6133	E-MAX F	90/90 -21	54H	TT	92	699	MT2.15	1.85~2.50
REAR								
6126	E-MAX R	130/90 -15	66S	TL	130	622	MT3.00	2.50~3.50
6137	E-MAX R	130/90 -15	66S	TT	130	622	MT3.00	2.50~3.50
6122	E-MAX R	140/90 -15	70H	TL	149	637	MT3.50	2.75~3.50
6132	E-MAX R	140/90 -15	70H	TT	149	637	MT3.50	2.75~3.50
6127	E-MAX R	150/80 -15	70H	TL	162	625	MT3.50	3.00~4.00
6138	E-MAX R	150/80 -15	70H	TT	162	625	MT3.50	3.00~4.00
6090	E-MAX R	150/90 B15	74V	TL	149	651	MT3.50	3.00~4.00
6119	E-MAX R	160/80 -15	74S	TL	169	637	MT4.00	3.50~4.50
6129	E-MAX R	160/80 -15	74S	TT	169	637	MT4.00	3.50~4.50
6088	E-MAX R	170/80 B15	77H	TL	166	664	MT4.00	3.50~4.50
6118	E-MAX R	180/70 -15	76H	TL	181	637	MT5.00	4.50~5.50
6089	E-MAX R	150/80 B16	71H	TL	155	647	MT3.50	3.00~4.00
6091	E-MAX R	150/80 B16	71H	TT	155	647	MT3.50	3.00~4.00
6087	E-MAX R	170/70 B16	75H	TL	169	645	MT4.50	4.00~5.00



BATTLECRUISE H50

WARRANTY TYRES

MATERIAL	PATTERN	TYRE SIZE DESIGNATION	LETTER CODE	SERVICE DESCRIPTION	T.TYPE	TREAD WIDTH	OVERALL DIAMETER	MEASURED RIM	REMARK
7323	G721	120/70 -21	G	62H	TL	120	708	MT3.50	YAM XVS1300CU
7327	G852	210/40 R18	G	73H	TL	210	624	MT7.50	YAM XVS1300CU
7322	G702	150/90 B15	G	74H	TL	149	655	MT3.50	YAM XVS1300
9337	G721	100/90 -19	F	57H	TL	100	666	MT2.50	YAM XV950R
9338	G722	150/80 B16	F	71H	TL	153	648	MT3.50	YAM XV950R
79222	G850	190/60 R17	G	78H	TL	189	663	MT5.50	YAM XV1900
2618	BT028F	120/70 R18	G	59V	TL	119	631	MT3.50	YAM V MAX
2619	BT028R	200/50 R18	G	76V	TL	200	658	MT6.00	YAM V MAX
3027	G721	130/70 -18	J	63H	TL	130	641	MT3.50	YAM MIDNIGHT STAR (XVS950A)
3028	G722	170/70 B16	J	75H	TL	169	645	MT4.50	YAM MIDNIGHT STAR (XVS950A)
10057	G721	100/90 -19	L	57H	TT	100	666	MT2.50	YAM BOLT XVR950
10058	G722	150/80 B16	L	71H	TT	153	648	MT3.50	YAM BOLT XVR950
6208	G853	130/80 R17	G	65H	TL	130	640	MT3.00	SUZ VL1500 ('13)
6209	G852	200/60 R16	G	79H	TL	200	647	MT5.50	SUZ VL1500 ('13)
2762	G853	120/70 ZR18	G	(59W)	TL	119	623	MT3.50	SUZ M1500 INTRUDER
2763	G852	200/50 ZR17	G	(75W)	TL	199	632	MT6.00	SUZ M1500 INTRUDER
2180	G853	150/80 R16	E	71V	TL	147	652	MT3.50	SUZ C1800R
2181	G852	240/55 R16	G	86V	TL	243	675	MT8.00	SUZ C1800R
18144	G703	150/80 -16	G	71H	TL	156	643	MT3.50	SUZ
18145	G703	150/80 -16	J	71H	TL	155	644	MT3.50	SUZ
79137	G704	180/60 R16		74H	TL	179	623	MT5.00	GL1800
77270	G709	130/70 R18		63H	TL	128	642	MT3.50	GL1800
18109	G853	150/80 R16	M	71V	TL	144	654	MT3.50	SUZ
4580	G721	130/90 -16	G	67H	TT	131	645	MT3.00	KAW VN900 ('11)
4579	G722	180/70 -15	G	76H	TT	180	638	MT5.00	KAW VN900 ('11)
2900	G721	130/90 B16	E	67H	TL	137	638	MT3.50	KAW VN1700
2901	G722	170/70 B16	E	75H	TL	172	647	MT4.50	KAW VN1700
13516	G853	130/70 R18	G	63H	TL	128	640	MT3.50	HON GL1800 2017
13517	G852	200/55 R16	G	77H	TL	199	626	MT6.25	HON GL1800 2017
7319	G853	130/70 R18	F	63V	TL	130	638	MT3.50	HON CT1300
7320	G852	200/50 R17	F	75V	TL	201	632	MT6.25	HON CT1300
23302	H50F	120/70 B19	G	60H	TL	121	653	MT3.50	BMW R18
23304	H50R	180/65 B16	G	81H	TL	182	638	MT5.00	BMW R18



BATTLAX ADVENTURE A41



The new BATTLAX ADVENTURE A41: A new way of exploring

A41 becomes your NEW trail on road partner which makes your travel, whatever the condition, an unforgettable experience.

Trust and confidence were the aims of this completely new development.

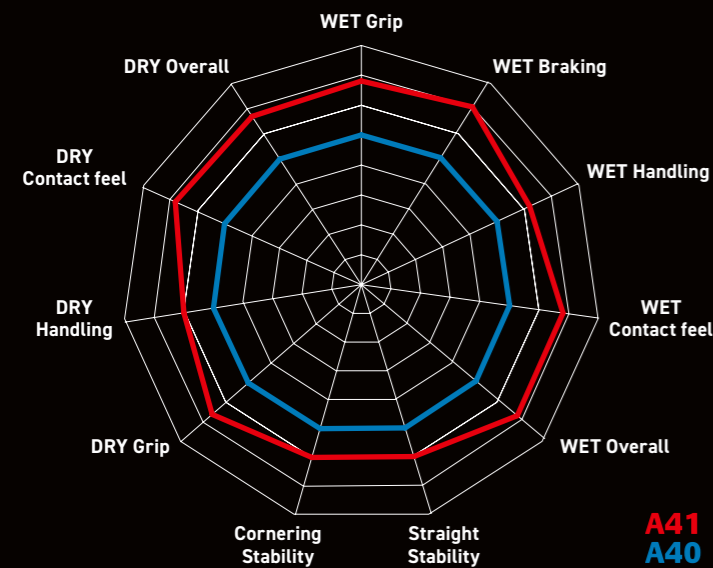
The total performance package made a big step forward -in dry, but particularly in wet conditions- without sacrificing anything on wear life.

Never be afraid of sudden rain or wet weather conditions. By adopting multi-compound layer technology (3LC) for both front and rear in a cap and base configuration together with the innovative pattern design and groove positioning, it improves the water drainage and the grip level in tricky conditions.

By revising the construction to find the right contact property in order to operate in harmony with the improved compound characteristics, the Battlax Adventure A41 is providing the confidence and contact feel needed to tackle the most incredible roads.

Key Features

- Improved water drainage > Increased WET GRIP
- Block rigidity > Straight and Cornering stability
- Right deformation > Feedback and confidence



Line Up

MATERIAL	PATTERN	TYRE SIZE DESIGNATION	SERVICE DESCRIPTION	T.TYPE	UM	TREAD WIDTH	OVERALL DIAMETER	MEASURED RIM	APPROVED RIM
FRONT									
10563	A41F	120/70 ZR17	(58W)	TL		121	600	MT3.50	3.00~3.50
10561	A41F	110/80 R18	58H	TL		108	634	MT2.50	2.50~3.00
10560	A41F	100/90 -19	57V	TL	UM	102	664	MT2.50	2.15~2.75
10562	A41F	110/80 R19	59V	TL		108	659	MT2.50	2.50~3.00
10564	A41F	120/70 R19	60V	TL		120	650	MT3.50	3.00~3.75
10565	A41F	120/70 ZR19	(60W)	TL		120	650	MT3.50	3.00~3.75
10559	A41F	90/90 V-21	(54V)	TL	UM	89	695	MT2.15	1.85~2.50
REAR									
10566	A41R	130/80 R17	65H	TL	UM	129	639	MT3.00	2.50~3.50
10567	A41R	140/80 R17	69V	TL	UM	144	658	MT3.50	3.50~3.75
10568	A41R	150/70 R17	69V	TL	UM	151	641	MT4.00	4.00~4.50
10570	A41R	160/60 ZR17	(69W)	TL		158	625	MT4.50	4.50~5.00
10571	A41R	170/60 R17	72V	TL		167	637	MT4.50	4.50~5.50
10572	A41R	170/60 ZR17	72W	TL		167	637	MT4.50	4.50~5.50
10573	A41R	180/55 ZR17	(73W)	TL		180	629	MT5.50	5.50~6.00
10574	A41R	190/55 ZR17	(75W)	TL		190	641	MT6.00	5.50~6.00
10569	A41R	150/70 ZR18	70W	TL		153	667	MT4.25	4.00~4.50



BATTLAX ADVENTURE TRAIL AT41



The new BATTLAX ADVENTURE TRAIL AT41: Adventure spirit brought to the road

Battlax Adventure Trail AT41 is an on-road tyre that completes the adventure look.

The AT41's off-road pattern design provides great dry weather performance and incredible traction, grip and braking in the wet to ensure a safe and comfortable journey in all weather conditions.

The off-road looking pattern has an optimised groove design to improve water drainage and contribute to the tyre's impressive wet weather performance, with increased average groove volumes and a more consistent groove volume variation in the contact areas.

AT41 uses the latest Bridgestone Technologies to ensure stability, mileage and incredible all-weather performance.

Key Features

- off-road pattern design
- Excellent traction, grip and braking performance in the wet
- Complete line-up to cover the complete Adventure segment
- M+S marking

Line Up

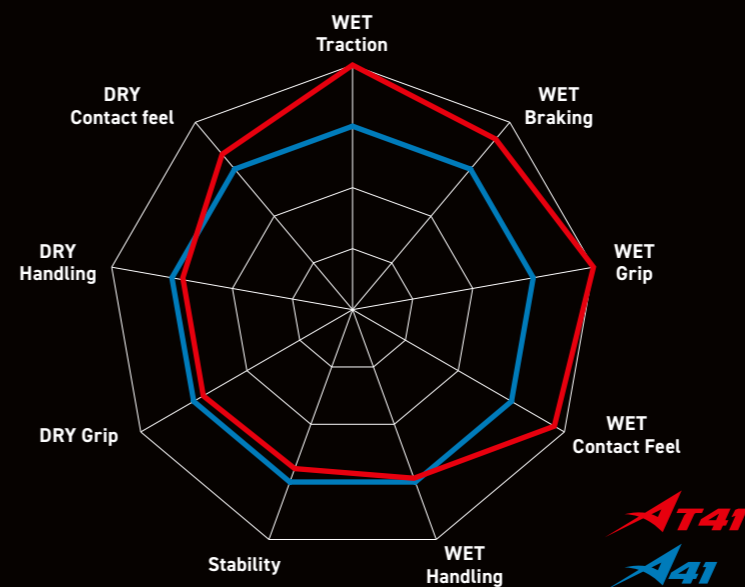
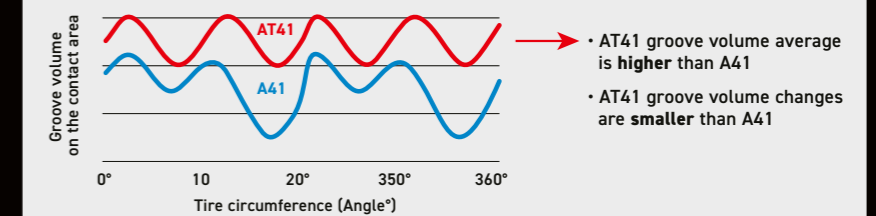
MATERIAL	PATTERN	TYRE SIZE DESIGNATION	SERVICE DESCRIPTION	T.TYPE	UM	TREAD WIDTH	OVERALL DIAMETER	MEASURED RIM	APPROVED RIM
FRONT									
24739	AT41F	100/90 19	57V	TL	UM	102	664	MT2.50	2.15~2.75
24740	AT41F	110/80 R19	59V	TL		109	662	MT2.50	2.15~3.00
24741	AT41F	120/70 R19	60V	TL		121	653	MT3.50	2.75~3.75
24742	AT41F	90/90 21	54V	TL	UM	90	698	MT2.15	1.85~2.50
REAR									
24747	AT41R	130/80 R17	65H	TL	UM	129	639	MT3.00	2.50~3.50
24746	AT41R	140/80 R17	69V	TL	UM	144	658	MT3.50	2.75~3.75
24743	AT41R	150/70 R17	69V	TL	UM	154	641	MT4.25	3.50~4.50
24744	AT41R	170/60 R17	72V	TL		168	637	MT4.50	4.00~5.50
24745	AT41R	150/70 R18	70V	TL	UM	152	666	MT4.25	3.50~4.50

New Pattern : Improved water drainage

- Optimized grooves design to increase water drainage efficiency
- Groove volume average is higher and more consistent trough one complete tyre revolution
→ Improved overall wet weather performance



Groove volume on the contact area image



BATTLAX ADVENTURECROSS AX41

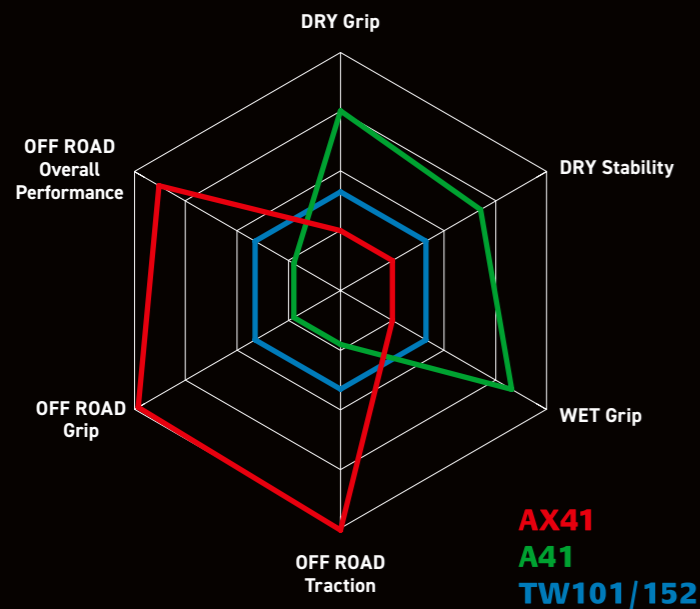


The BATTLAX ADVENTURECROSS AX41

To offer a Trail tyre with real off-road capabilities, in line with adventure riders' requirements. To make it possible for riders to discover new areas with their motorcycle without having to worry about the tyre capabilities.

Key Features

- Excellent "Off-road" capabilities
- Increased traction Grip in muddy conditions
- Well-balanced performances including durability
- Limited Irregular wear in "On-road" usage
- Full Line-up with UM application
- M+S marking



Performance

- Differentiating Trail on and Trail Off-road performance
- Clear Off-road performance increase vs. Bridgestone's Trail on-off tyre: TW1XX (TrailWing series)
- On top of the Off-road capabilities, showing good on road performance to jump from the road to any other terrain safely

Line Up

MATERIAL	PATTERN	TYRE SIZE DESIGNATION	SERVICE DESCRIPTION	T.TYPE	UM	TREAD WIDTH	OVERALL DIAMETER	MEASURED RIM	APPROVED RIM
FRONT									
17374	AX41F	100/90 -18	56P	TL	UM	101	644	MT2.50	2.15~2.75
16623	AX41F	100/90 -19	57Q	TL	UM	101	670	MT2.50	2.15~2.75
16624	AX41F	110/80 B19	59Q	TL	UM	108	664	MT2.50	2.15~3.00
16625	AX41F	120/70 B19	60Q	TL		120	657	MT3.50	2.75~3.75
17373	AX41F	90/100 -19	55P	TL	UM	94	664	MT2.15	1.85~2.50
17376	AX41F	2.75 -21	45P	TT		78	692	MT1.85	1.40~1.85
17377	AX41F	3.00 -21	51P	TT		84	701	1.85	
17366	AX41F	80/100 -21	51P	TT		83	700	MT1.85	1.60~2.15
16626	AX41F	90/90 -21	54Q	TL	UM	91	700	MT2.15	1.85~2.50
REAR									
17372	AX41R	120/90 -16	63P	TL	UM	127	623	MT2.75	
17378	AX41R	120/90 -17	64P	TL	UM	119	648	MT2.75	
16631	AX41R	130/80 -17	65Q	TL	UM	128	644	MT3.00	2.50~3.50
17369	AX41R	130/80 -17	65P	TL	UM	137	649	MT3.00	
16627	AX41R	140/80 B17	67Q	TL	UM	141	663	MT3.50	2.75~3.75
16628	AX41R	150/70 B17	69Q	TL	UM	151	650	MT4.25	3.50~4.50
16629	AX41R	170/60 B17	72Q	TL		168	646	MT4.50	4.00~5.50
17379	AX41R	4.60 -17	62P	TT		118	633	2.15	
17368	AX41R	120/80 -18	62P	TL	UM	121	649	MT2.75	
17371	AX41R	120/90 -18	65P	TL	UM	121	672	MT2.75	
17375	AX41R	130/80 -18	66P	TL	UM	138	675	MT3.00	
16630	AX41R	150/70 B18	70Q	TL	UM	152	675	MT4.25	3.50~4.50
17380	AX41R	4.00 -18	64P	TL	UM	108	685	2.15	
17381	AX41R	4.10 -18	59P	TL	UM	107	646	MT2.15	
17382	AX41R	4.60 -18	63P	TT		118	658	2.15	



BATTLAX ADVENTURECROSS SCRAMBLER AX41S



The **BATTLAX ADVENTURECROSS SCRAMBLER AX41S**

To offer to a wide range of motorcycles the possibility to upgrade the final look of the bike in line with the café racer and scrambler mindset without sacrificing the pleasure to ride.

Key Features

- Nice looking
- Matching café racer and scrambler owner's lifestyle
- Ensuring necessary Wet and Dry performance
- M+S marking

Line Up

MATERIAL	PATTERN	TYRE SIZE DESIGNATION	SERVICE DESCRIPTION	T.TYPE	UM	TREAD WIDTH	OVERALL DIAMETER	MEASURED RIM	APPROVED RIM
FRONT									
16617	AX41S F	120/70 R17	58H	TL	UM	120	602	MT3.50	3.50~3.75
17384	AX41S F	100/90 -18	56H	TL	UM	101	637	MT2.50	2.50~2.75
19885	AX41S F	110/80 R18	58H	TL	UM	108	635	MT2.50	2.50~3.00
17386	AX41S F	130/80 -18	66P	TT		130	667	MT3.00	3.00~3.50
17385	AX41S F	100/90 -19	57H	TL	UM	101	664	MT2.50	2.50~2.75
16618	AX41S F	120/70 R19	60H	TL		121	653	MT3.50	3.50~3.75
REAR									
17387	AX41S R	180/80 -14	78P	TT		183	653	MT4.50	4.50~5.00
16619	AX41S R	160/60 R15	67H	TL		163	573	MT4.50	4.50~5.00
17383	AX41S R	130/80 -17	65H	TL	UM	130	641	MT3.00	3.00~3.50
16620	AX41S R	160/60 R17	69H	TL	UM	158	624	MT4.50	4.50~5.00
16621	AX41S R	170/60 R17	72H	TL		164	637	MT4.50	4.50~5.50
16622	AX41S R	180/55 R17	73H	TL	UM	182	629	MT5.50	5.50~6.00

WARRANTY TYRES

MATERIAL	PATTERN	TYRE SIZE DESIGNATION	LETTER CODE	SERVICE DESCRIPTION	T.TYPE	TREAD WIDTH	OVERALL DIAMETER	MEASURED RIM	REMARK
1778	BW501	110/80 R19	G	59V	TL	108	660	MT2.50	BMW F650GS
1780	BW502	140/80 R17	G	69V	TL	145	659	MT3.50	BMW F650GS
13530	A41F	110/80 R19	G	59V	TL	108	659	MT2.50	BMW F750GS 2018
1889	BW502	150/70 R17	G	69V	TT	155	645	MT4.00	BMW F800GS
1887	BW501	90/90 -21	G	54V	TT	95	698	MT2.15	BMW F800GS
13532	A41F	90/90 -21	G	54V	TL	89	695	MT2.15	BMW F850GS 2018
13531	A41R	150/70 R17	G	69V	TL	153	641	MT4.25	BMW F850GS 2018;BMW F750GS 2018
13753	A41F	120/70 R19	G	60V	TL	119	650	MT3.50	BMW R1200GS
13754	A41R	170/60 R17	G	72V	TL	167	638	MT4.50	BMW R1200GS
10268	TW101	120/70 R17	M	58H	TL	124	600	MT3.50	HON ADVENTURE SC
10269	TW152	160/60 R15	M	67H	TL	162	572	MT4.50	HON ADVENTURE SC
13525	A41R	150/70 R18	G	70H	TL	151	667	MT4.00	HON CRF1000L AFRICA TWIN 2018
13524	A41F	90/90 -21	G	54H	TT	91	695	MT2.15	HON CRF1000L AFRICA TWIN 2018
21299	AX41TR	150/70 R18	G	70H	TT	150	668	MT4.00	HON CRF1000L AFRICA TWIN'20
21520	AX41TR	150/70 R18	L	70H	TL	150	668	MT4.00	HON CRF1000L AFRICA TWIN'20
21162	AX41TF	90/90 -21	G	54H	TT	90	697	MT2.15	HON CRF1000L AFRICA TWIN'20
21318	AX41TF	90/90 -21	L	54H	TL	90	697	MT2.15	HON CRF1000L AFRICA TWIN'20
5031	BW501	110/80 R19	F	59V	TL	109	665	MT2.50	HON CROSSTOURER
5032	BW502	150/70 R17	F	69V	TL	153	645	MT4.00	HON CROSSTOURER
9331	BW501	120/70 ZR17	G	(58W)	TL	122	601	MT3.50	HON NC750X
9332	BW502	160/60 ZR17	G	(69W)	TL	159	624	MT4.50	HON NC750X
10270	A40F	120/70 ZR17	G	(58W)	TL	121	600	MT3.50	HON VFR800X
10271	A40R	180/55 ZR17	G	(73W)	TL	180	629	MT5.50	HON VFR800X
23544	AX41TF	120/70 R17	F	58H	TL	124	600	MT3.50	HON X-ADV '21
23545	AX41TR	160/60 R15	F	67H	TL	162	572	MT4.50	HON X-ADV '21
78319	TW101	110/80 R19	J	59H	TL	107	667	MT2.50	SUZ V-STROM
7317	BW501	110/80 R19	J	59V	TL	109	658	MT2.50	SUZ V-STROM 1000 ABS
7318	BW502	150/70 R17	J	69V	TL	151	642	MT4.00	SUZ V-STROM 1000 ABS
10262	A40F	110/80 R19	F	59V	TL	109	661	MT2.50	SUZ V-STROM 650
10263	A40R	150/70 R17	F	69V	TL	152	642	MT4.00	SUZ V-STROM 650
19721	A41R	150/70 R17	E	69V	TL	154	640	MT4.25	TRIUMPH TIGER 800
19720	A41F	90/90 -21	E	54V	TL	91	696	MT2.15	TRIUMPH TIGER 800
10278	A41F	120/70 R15	M	56V	TL	126	549	MT3.50	YAM LVW 3WHEELS
10279	A41R	190/55 R17	M	75V	TL	192	643	MT6.00	YAM LVW 3WHEELS
9339	TW101	100/90 -19	E	57H	TT	98	662	MT2.50	YAM SCR950
9340	TW152	140/80 R17	E	69H	TT	144	659	MT3.50	YAM SCR950
2211	TW302	120/80 -18	F	62P	TT	119	654	MT2.15	YAM WR250R
2210	TW301	80/100 -21	F	51P	TT	85	698	MT1.85	YAM WR250R
3915	BW501	110/80 R19	E	59V	TL	109	664	MT2.50	YAM XT1200Z SUPER TENERE
3916	BW502	150/70 R17	E	69V	TL	154	646	MT4.00	YAM XT1200Z SUPER TENERE



BATTLAX ADVENTURE TRAIL **AT41**



BATTLECROSS X31



Step up your game on difficult terrain

The Battlecross X31 is Bridgestone's latest addition to its off-road line up. The X31 builds on the success of its predecessor, enhancing performance in all the areas essential to build the necessary confidence for your next win, even in difficult conditions.

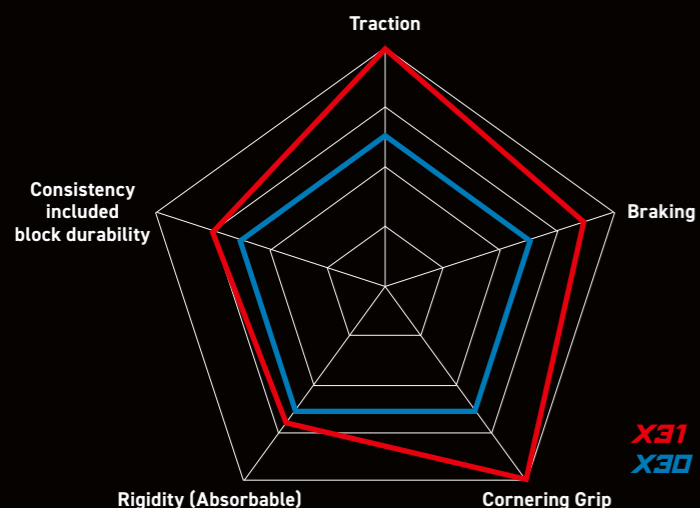
There are many technical upgrades to look for, the main ones updates on the construction as well as a revised block design and positioning based on Bridgestone's asymmetric design technology. These go even further with the revision of the Castle block technology which is applied on both front and rear tyre. The cooling/anti-degradation fin technology applied on the Medium terrain rear tyre was also improved and the Bunker design between the blocks was revised to provide significant performance gain in different areas.

The performance increase in traction, braking, cornering grip, absorbing performance, and block durability of X31 is impressive versus its predecessor with an added expansion of the operating range.

The Battlecross X31 is your new partner in difficult Soft to Medium/hard off-road conditions, giving you the tools to step up your game!

Key Features

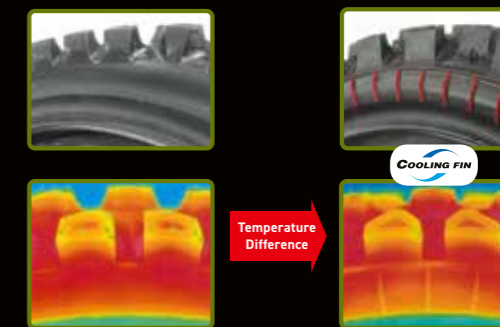
- Amazing Traction and Grip performance
- Increased stability and working range
- Implementation of latest Bridgestone Technology (Castle Block - Asymmetric pattern - Bunker optimisation - Cooling fin)
- A versatile option for most kinds of terrain



COOLING FIN - Anti Degradation Fin

Creation of air turbulence through de sidewall protrusions
High technology used on Run-Flat Technology tyres

- Enhanced cooling effect of the tyre surface
- Less tyre degradation
- Consistent performance of the life of the tyre



Asymmetric pattern

- Improved traction performance
- Together with lower block ratio - increased working range



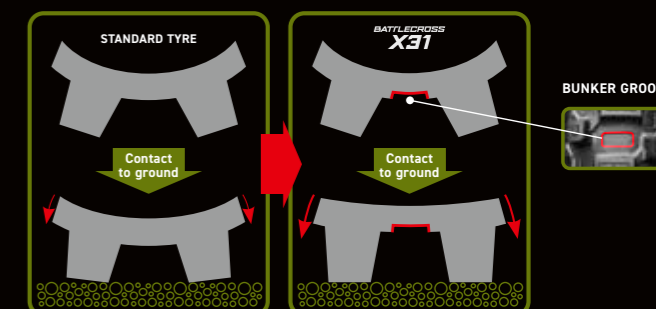
Castle Block Technology

- The Castle Block has a convex section in its block to enhance the traction power thanks to an extra edge effect
- Increased contact pressure and secure contact feel on slippery underground
- The additional edge effect provides higher cornering grip and traction on different type of terrain
- Improved grip and consistency on changing surfaces



Bunker Groove

- Increased contact touch
- Enhanced bite feel when bottoming through surface
- Increased grip and traction performance
- Lower tread rigidity for optimal stability



Line Up

MATERIAL	PATTERN	TYRE SIZE DESIGNATION	SERVICE DESCRIPTION	T.TYPE	TREAD WIDTH	OVERALL DIAMETER	MEASURED RIM	REMARK
FRONT								
28192	X31F	80/100 - 21	51M	TT	95	710	1.60	Medium Terrain
28193	X31F	90/100 - 21	57M	TT	99	714	1.60	Medium Terrain
REAR								
28194	X31R	110/100 - 18	64M	TT	132	683	2.15	Medium Terrain
28195	X31R	100/90 - 19	57M	TT	122	682	1.85	Medium Terrain
28196	X31R	110/90 - 19	62M	TT	133	693	2.15	Medium Terrain
28197	X31R	120/80 - 19	63M	TT	134	702	2.15	Medium Terrain

BATTLECROSS X series

X10 X20 X30 X40

Developed in the competition field for national championships / local races and for fun and hobby riders.

The Bridgestone Battlecross X series is available in 4 segments which depend on the riding underground (sand/soft/medium/hard).

Key Features

- Great cornering grip
- Enormous traction
- Wider working range

Line Up

MATERIAL	PATTERN	TYRE SIZE DESIGNATION	SERVICE DESCRIPTION	T.TYPE	TREAD WIDTH	OVERALL DIAMETER	MEASURED RIM	REMARK
X10								
9787	X10F	80/100 -21	51M	TT	96	705	1.60	Mud/Sand
9788	X10R	100/90 -19	57M	TT	123	681	1.85	Mud/Sand
9789	X10R	110/90 -19	62M	TT	134	690	2.15	Mud/Sand
X20								
18840	X20F	70/100 -19	42M	TT	84	632	1.40	Soft Terrain
7907	X20F	80/100 -21	51M	TT	97	706	1.60	Soft Terrain
9790	X20F	90/100 -21	57M	TT	100	713	1.60	Soft Terrain
18841	X20R	90/100 -16	51M	TT	109	604	1.85	Soft Terrain
7908	X20R	100/90 -19	57M	TT	121	681	1.85	Soft Terrain
7910	X20R	110/90 -19	62M	TT	134	691	2.15	Soft Terrain
7909	X20R	110/100 -18	64M	TT	130	682	2.15	Soft Terrain
9791	X20R	120/80 -19	63M	TT	134	697	2.15	Soft Terrain
X30								
9792	X30F	70/100 -19	42M	TT	85	635	1.40	Medium Terrain
9793	X30R	90/100 -16	52M	TT	110	603	1.85	Medium Terrain
9794	X30R	100/100 -18	59M	TT	121	669	1.85	Medium Terrain
X40								
7188	X40F	80/100 -21	51M	TT	96	708	1.60	Hard Terrain
9795	X40F	90/100 -21	57M	TT	100	716	1.60	Hard Terrain
7190	X40R	100/90 -19	57M	TT	121	681	1.85	Hard Terrain
7191	X40R	110/90 -19	62M	TT	132	694	2.15	Hard Terrain
7189	X40R	110/100 -18	64M	TT	131	685	2.15	Hard Terrain
9796	X40R	120/80 -19	63M	TT	135	696	2.15	Hard Terrain



X10
MUD / SAND



Advanced Low Profile Block Technology



X20
SOFT TERRAIN



Castle Block Technology



X30
MEDIUM TERRAIN



Asymmetric Block Pattern Technology



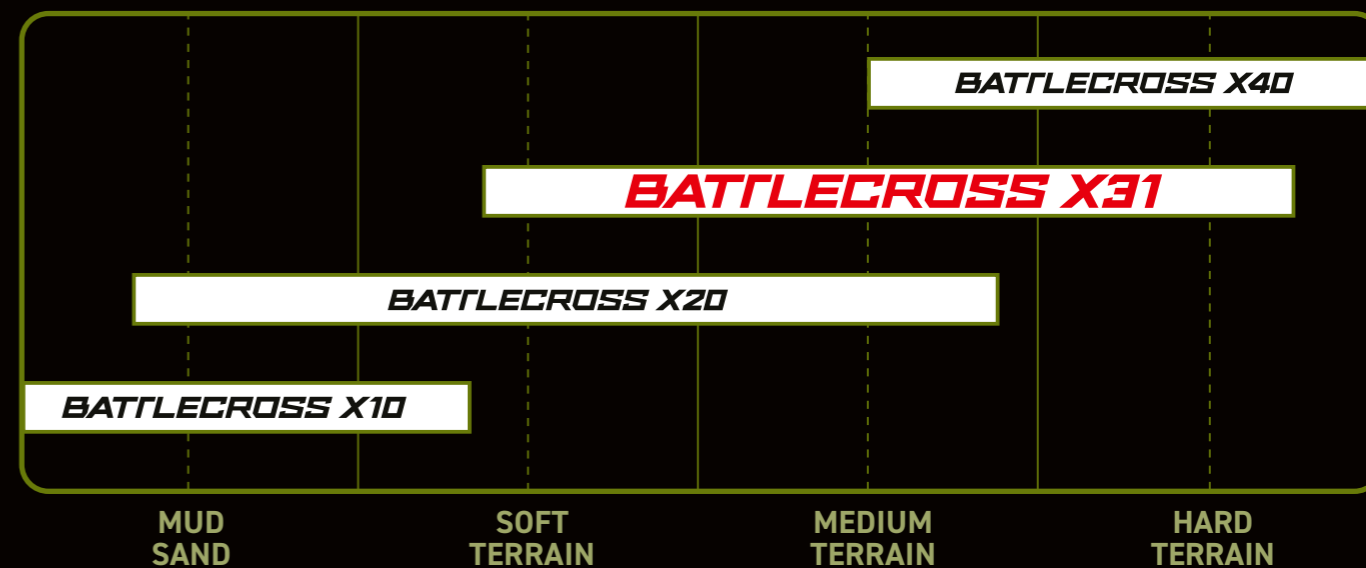
X40
HARD TERRAIN



Castle Block Technology



Cooling Effect Technology



BATTLECROSS E50



Bridgestone offers a complete lineup with a single compound choice while providing outstanding performance capable of winning any Enduro championship.

This results in a tyre with a wide operating range, suitable for beginners as well as top level Enduro riders.

Key Features

- Performance increase on all surfaces versus predecessors
- Huge steps in Cornering and Traction Grip
- Increased ease to mount
- 1 compound to do it all

Line Up

MATERIAL	PATTERN	TYRE SIZE DESIGNATION	SERVICE DESCRIPTION	T.TYPE	TREAD WIDTH	OVERALL DIAMETER	MEASURED RIM
FRONT							
19882	E50F	90/90 -21	54P	TT	93	709	1.60
REAR							
19883	E50R	120/90 -18	65P	TT	126	680	1.85
19884	E50R	140/80 -18	70P	TT	138	688	2.15



BATTLECROSS E50 EXTREME



After launching the Battlecross E50 Bridgestone went extreme and developed the ultimate rear Enduro tyre capable of overcoming the toughest obstacles in the hardest condition.

This has been achieved by choosing for a dedicated extra soft compound together with the existing castle block technology and bunker (small incision between blocks).

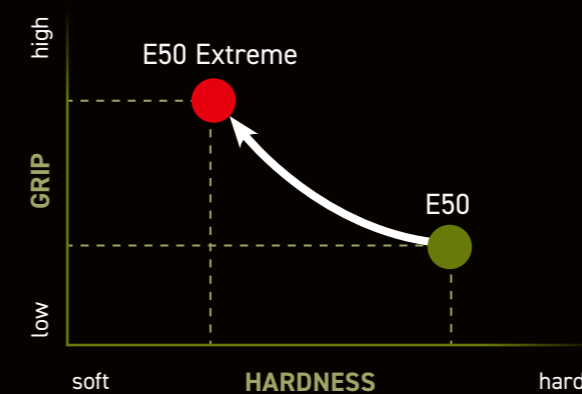
Key Features

- Additional traction grip
- Increased utilisation range
- Effective on changing surfaces

Line Up

MATERIAL	PATTERN	TYRE SIZE DESIGNATION	SERVICE DESCRIPTION	T.TYPE	TREAD WIDTH	OVERALL DIAMETER	MEASURED RIM
FRONT							
-	-	-	-	-	-	-	-
REAR							
17418	E50R E	140/80 -18	70M	TT	138	688	3.50

Compound for E50 Extreme



A softer compound demonstrates excellent grip and powerful traction.



BATTLAX SCOOTER SC2

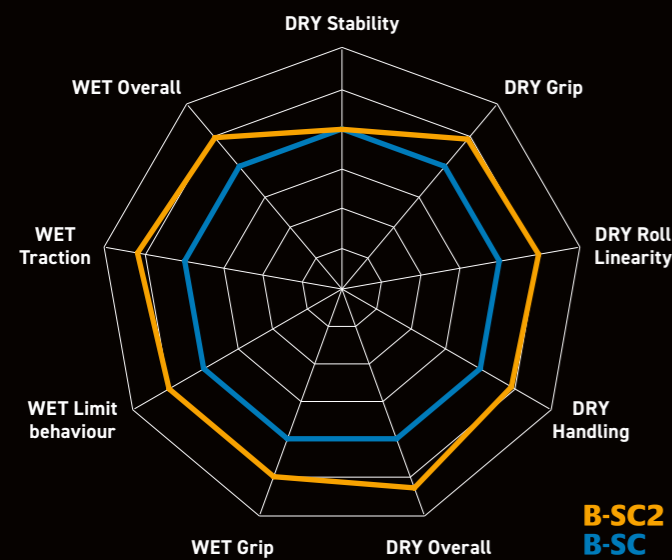


BATTLAX SCOOTER SC2

By taking over the pattern of the Battlax Hypersport S21, the performance of the Battlax Scooter SC2 results in an increased block rigidity and an enhanced dry cornering grip. On the other side we get an improved deformation and roll characteristics through an optimized groove angle.

Key Features

- SC2 clearly shows the step up in the dry overall and grip performance
- Leisure oriented
- Focus on maximum Grip performance
- Sporty Handling characteristics



Line Up

MATERIAL	PATTERN	TYRE SIZE DESIGNATION	SERVICE DESCRIPTION	T.TYPE	TREAD WIDTH	OVERALL DIAMETER	MEASURED RIM	APPROVED RIM
FRONT								
10589	SC2F	120/70 R14	55H	TL	119	528	MT3.50	3.00-3.50
10590	SC2F	120/70 R15	56H	TL	120	552	MT3.50	3.00-3.50
REAR								
10591	SC2R	160/60 R14	65H	TL	161	549	MT4.50	4.50-5.00
10592	SC2R	160/60 R15	67H	TL	163	573	MT4.50	4.50-5.00



BATTLAX SCOOTER SC2 Rain

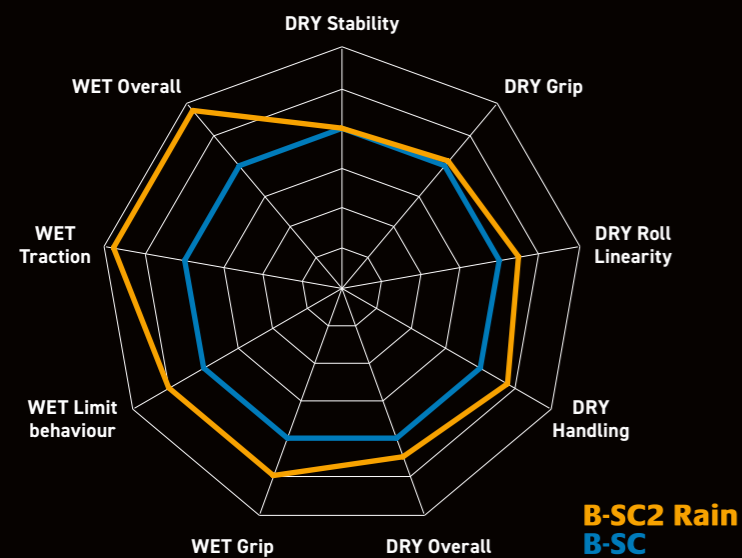


BATTLAX SCOOTER SC2 RAIN

By taking over the pattern of the Battlax Sport Touring T31, the performance of the Battlax Scooter SC2 Rain results in an increased SEA/LAND ratio giving a better water drainage as well as better traction on wet surfaces. On the other hand we get an improved deformation through an optimised groove angle.

Key Features

- Improved Traction (Cold / Wet Condition)
- Improved total Handling (Cold / Wet Condition)



Line Up

MATERIAL	PATTERN	TYRE SIZE DESIGNATION	SERVICE DESCRIPTION	T.TYPE	TREAD WIDTH	OVERALL DIAMETER	MEASURED RIM	APPROVED RIM
FRONT								
10593	SC2FR	120/70 R15	56H	TL	120	552	MT3.50	3.00-3.50
REAR								
10594	SC2RR	160/60 R14	65H	TL	161	549	MT4.50	4.50-5.00
10595	SC2RR	160/60 R15	67H	TL	162	573	MT4.50	4.50-5.00
10596	SC2RR	130/70 R16	61S	TL	128	588	MT3.50	3.50-4.00

WARRANTY TYRES

MATERIAL	PATTERN	TYRE SIZE DESIGNATION	LETTER CODE	SERVICE DESCRIPTION	T.TYPE	TREAD WIDTH	OVERALL DIAMETER	MEASURED RIM	REMARK
1830	BT011F	120/70 R15	E	56H	TL	118	552	MT3.50	YAM T-MAX
1831	BT012R	160/60 R15	E	67H	TL	171	572	MT5.00	YAM T-MAX
10276	SC F	120/70 R15	E	56H	TL	120	552	MT3.50	YAM T-MAX
10277	SC R	160/60 R15	E	67H	TL	162	573	MT4.50	YAM T-MAX
77311	TH01F	120/70 R15		56H	TL	123	550	MT3.50	SUZ BURGMAN 650
78320	TH01F	120/70 R14		55H	TL	117	527	MT3.50	YAM T-MAX
2694	TH01R	160/60 R14	M	65H	TL	161	548	MT4.50	SUZ BURGMAN 650
78321	TH01R	160/60 R15		67H	TL	170	572	MT5.00	YAM T-MAX
28522	SC2F	120/70 R15	G	56H	TL				YAM T-MAX '22
28523	SC2R	160/60 R15	G	57H	TL				YAM T-MAX '22

BATTLAX SC



**B03
B02**



**ML16
ML17**



**B01
B02**



ML50



MATERIAL	PATTERN	TYRE SIZE DESIGNATION	SERVICE DESCRIPTION	T.TYPE	TREAD WIDTH	OVERALL DIAMETER	MEASURED RIM	APPROVED RIM
8478	B01	90/90 -10	50J	TL	90	417	MT2.15	
8485	B01	80/100 -10	46J	TL	81	416	MT1.85	
8480	B01	90/90 -12	44J	TL	89	469	MT2.15	
76463	B01	90/90 -12	44J	TL	82	463	MT 2.15	
8488	B01	100/80 -12	56J	TL	102	471	MT2.50	
76464	B01	100/80 -12	56J	TL	97	471	MT 2.50	
8484	B01	100/80 -10	53J	TL	101	418	MT2.50	
8479	B01	100/90 -10	56J	TL	103	433	MT2.50	
8481	B01	100/90 -10	61J	TL	105	434	MT2.50	
8482	B01	110/90 -10	51J	TL	108	452	MT2.50	
8483	B01	120/80 -12	55J	TL	121	497	MT2.75	
8489	B01	120/80 -12	65J	TL	122	500	MT2.75	
8486	B01	120/90 -10	66J	TL	120	473	MT2.75	
8487	B01	130/90 -10	61J	TL	128	485	MT3.00	
74551	B01	3.50 -10	51J	TL	94	436	MT2.50	
74832	B01	3.50 -10	59J	TL	92	434	MT2.50	
76171	B02	120/70 -12	51L	TL	117	476	MT 3.50	
76172	B02	130/60 -13	53L	TL	125	492	MT 3.50	
76806	B02	150/70 -13	64S	TL	149	543	MT 4.50	
76834	B02	150/70 -14	66S	TL	161	568	MT 4.50	
78695	B02PRO	150/70 -13	64S	TL	149	539	MT 4.50	
78696	B02PRO	150/70 -14	66S	TL	163	565	MT 4.50	
76306	B03	120/70 -13	53L	TL	121	501	MT 3.50	
76833	B03	120/70 -14	55S	TL	119	525	MT 3.50	
76805	B03	120/80 -14	58S	TL	118	548	MT 2.75	
76116	BT39SSM	3.00 -10	42J	TL	83	416	MT 2.15	
76115	BT39SSM	3.50 -10	51J	TL	96	439	MT 2.50	
8893	BT601 W	100/90 -12	49J	TL	102	491	MT 2.50	2.50-2.75
8894	BT601 W	120/80 -12	55J	TL	120	502	MT 2.75	2.75-3.50
79013	BT601FS	100/90 -12	49J	TL	100	489	MT 2.50	
79014	BT601FS	100/90 -12	49J	TL	100	489	MT 2.50	
79016	BT601RS	120/80 -12	55J	TL	121	504	MT 2.75	
49341	JG	5.4 -10 8 PR	48F	TT	132	483	4.00D	
77950	ML16	120/90 -10	66J	TL	122	473	MT 2.50	
49461	ML17	110/100 -12	67J	TL	105	519	MT 2.50	
76025	ML50	90/90 -10	50J	TL	90	416	MT 2.15	
76017	ML50	100/80 -10	53J	TL	98	422	MT 2.50	
76022	ML50	110/80 -10	58J	TL	107	433	MT 2.50	
76005	ML50	110/80 -12	51J	TL	103	484	MT 2.50	
15987	ML50	120/80 -12	55J	TL	120	497	MT 3.00	
15986	ML50	120/90 -10	57J	TL	115	473	MT2.50	
76173	ML50	130/60 -13	53L	TL	124	492	MT 3.50	
76018	ML50	130/70 -10	52J	TL	127	436	MT 3.50	
76916	ML50	130/70 -12	56L	TL	124	490	MT 3.50	
76031	ML50	140/60 -13	57L	TL	130	506	MT 3.50	
76023	ML50	140/70 -12	60L	TL	135	501	MT 3.50	

MATERIAL	PATTERN	TYRE SIZE DESIGNATION	SERVICE DESCRIPTION	T.TYPE	TREAD WIDTH	OVERALL DIAMETER	MEASURED RIM	APPROVED RIM
70921	RE	6.7 -12 4 PR	55F	TT	172	595	5.00D	
8032	SC F	70/90 -14	34P	TL	72	485	MT1.85	
8030	SC F	80/90 -14	40P	TL	80	505	MT1.85	
8034	SC F	90/80 -14	49P	TL	89	500	MT2.15	
7200	SC F	90/90 -14	46P	TL	90	520	MT2.15	
17426	SC F	100/80 -14	48P	TL	101	523	MT 2.50	
8027	SC F	100/80 -16	50P	TL	100	566	MT2.50	
8470	SC F	110/70 -12	47L	TL	110	463	MT3.00	
17425	SC F	110/70 -13	48P	TL	110	485	MT 3.00	
10597	SC F	110/70 -16	52S	TL	110	560	MT 3.00	2.50-3.50
8471	SC F	110/90 -12	64L	TL	109	506	MT2.50	
7202	SC F	110/90 -13	56L	TL	110	530	MT2.50	
7201	SC F	110/90 -13	55P	TL	110	530	MT2.50	
8472	SC F	110/100 -12	67J	TL	114	527	MT2.50	
8029	SC F	120/70 -12	51S	TL	123	475	MT3.50	
7205	SC F	120/70 -13	53P	TL	121	499	MT3.50	
7488	SC F	120/70 -15	56S	TL	121	550	MT3.50	
7210	SC F	120/80 -14	58S	TL	117	549	MT2.75	
8033	SC R	80/90 -14	40P	TL	80	500	MT1.85	
8035	SC R	90/80 -14	49P	TL	89	500	MT2.15	
8031	SC R	90/90 -14	46P	TL	89	522	MT2.15	
7203	SC R	100/90 -14	57P	TL	100	535	MT2.50	
8038	SC R	110/80 -14	53P	TL	109	534	MT2.50	
8473	SC R	120/70 -12	51L	TL	121	477	MT3.50	
17427	SC R	120/70 -14	55P	TL				
24734	SC R	120/70 - 14	61P	TL				
8028	SC R	120/80 -16	60P	TL	119	600	MT2.75	
8474	SC R	120/90 -10	66J	TL	122	472	MT2.75	
8475	SC R	130/70 -12	56L	TL	128	488	MT3.50	
8476	SC R	130/70 -12	62P	TL	128	490	MT3.50	
7208	SC R	130/70 -13	57P	TL	127	516	MT3.50	
7209	SC R	130/70 -13	63P	TL	127	517	MT3.50	
8477	SC R	140/70 -12	65L	TL	141	507	MT4.00	
7204	SC R	140/70 -13	61P	TL	144	526	MT4.00	
7782	SC R	140/70 -14	68S	TL	139	554	MT3.75	
7211	SC R	150/70 -13	64S	TL	146	543	MT4.00	
17130	SC1R	100/90 -14		TL	100	536	MT2.50	
70040	SS	4.00 -8 4 PR	55J	TT	0	405	2.50C	
72448	TW2	3.50 -8 2 PR	35J	TT	0	385	2.50C	
72470	TW37	120/90 -10	54J	TL	122	473	MT 3.50	

MOTORCYCLE TYRE BOOK
2023



BRIDGESTONE

© Bridgestone Europe N.V./S.A.
Da Vincilaan 1, 1930 Zaventem, Belgium

www.bridgestone.eu

Local tyre availability can differ depending on the country. For an exact overview please consult the local price list.

MOTORCYCLE
REPAIR
BOOKS
2023
MANUALS
AND
GUIDES